

Income Distribution, Product Quality, and International Trade*

Pablo Fajgelbaum
Princeton University

Gene M. Grossman
Princeton University

Elhanan Helpman
Harvard University and CIFAR

January 2011

Abstract

We develop a framework for studying trade in vertically and horizontally differentiated products. In our model, consumers with heterogeneous incomes and tastes purchase a homogeneous good as well as making a discrete choice of quality and variety of a differentiated product. The distribution of preferences in the population generates a nested logit demand structure. These demands are such that the fraction of consumers who buy a higher-quality product rises with income. We use the model to study the pattern of trade between countries that differ in size and income distributions but are otherwise identical. Trade—which is driven primarily by demand factors—derives from “home market effects” in the presence of transport costs. The model helps to explain why richer countries export higher-quality goods. It provides a tractable tool for studying the welfare consequences of trade, transport costs, and trade policy for different income groups in an economy.

Keywords: monopolistic competition, vertical specialization, product quality, nested logit

JEL Classification: F12

*We are grateful to Aykut Ahlatçioğlu and Gabriel Kreindler for research assistance and to Juan Carlos Hallak, Jonathan Vogel, Yoram Weiss and countless seminar participants for helpful comments and suggestions. Grossman and Helpman thank the National Science Foundation and Fajgelbaum thanks the International Economics Section at Princeton University for financial support. The paper was substantially revised while Grossman was a Visiting Research Fellow in the Development Economics Vice Presidency at the World Bank. He thanks the World Bank for support and the Trade and Integration Team (DECTI) for its hospitality. Any opinions, findings, and conclusions or recommendations expressed in this paper are those of the authors and do not necessarily reflect the views of the National Science Foundation, the World Bank Group, or any other organization.

1 Introduction

International trade flows reveal systematic patterns of vertical specialization. When rich and poor countries export goods in the same product category, the richer countries sell goods with higher unit values (Schott, 2004; Hummels and Klenow, 2005; Hallak and Schott, 2011). This suggests a positive association between per capita income and the quality of exports. Also, when a country imports goods in a product category from several sources, the higher-quality goods are imported disproportionately from the higher-income countries (Hallak, 2006). Since wealthier households typically consume goods of higher quality (Bils and Klenow, 2001; Broda and Romalis, 2009), the pattern of vertical specialization has important implications for the distributional consequences of world trade.

In this paper, we propose a new analytic framework for studying trade in vertically-differentiated products. Our approach features non-homothetic preferences over goods of different quality, as is suggested by the observed consumption patterns. It allows trade patterns to depend on the distributions of income in trading partners and it implies that the welfare consequences of trade vary across income groups in any country. It predicts that richer countries will be net exporters of higher-quality goods and net importers of lower-quality goods under reasonable assumptions about levels and distributions of national income. Our model implies that, in many circumstances, trade liberalization benefits the poorer households in wealthy countries and the richer households in poor countries.

We provide a demand-based explanation for the pattern of trade in goods of different quality. In this respect, our approach is reminiscent of Linder (1961), who hypothesized that firms in any country produce goods suited to the predominant tastes of their local consumers and sell them worldwide to others who share these tastes.¹ Our approach complements a flourishing literature that highlights various supply-side determinants of trade in vertically-differentiated goods. In Markusen (1986) or Bergstrand (1990), for example, the country with higher per-capita income exports the luxury good, because that good happens to be capital intensive. Similarly, in Flam and Helpman (1987), Stokey (1991), Murphy and Shleifer (1997) and Matsuyama (2000), the pattern of trade follows from an assumption that richer countries have relative technological superiority in producing higher-quality goods.² More recently, Baldwin and Harrigan (2007) and Johnson (2008) have incorporated vertically-differentiated products into trade models with heterogenous firms. They seek to explain the observation that more productive firms export higher-priced (and therefore,

¹Mitra and Trindate (2005) also offer a demand-based explanation for the pattern of trade in a model with non-homothetic preferences. However, their model implies that countries will export goods that are little demanded at home absent any supply-side differences between them. See also Foellmi et al. (2007), who model trade in horizontally-differentiated goods with discrete choice and non-homothetic preferences.

²See also Fieler (2011), who finds in her calibration exercise using a Ricardian framework à la Eaton and Kortum (2002) with two industries and many goods that the industry with a higher income elasticity of demand also has the greater spread in its productivity draws. As she shows, this gives the country with the higher technology level a comparative advantage in luxury goods.

presumably, higher-quality) products with reference to the relatively greater incentive that such firms have to undertake quality-enhancing investments. Their approach would generate a supply-side explanation for the observed pattern of trade if richer countries are home to a disproportionate share of the high-productivity firms.³

The demand structure that we exploit has strong empirical roots. We assume that individuals consume varying quantities of a homogeneous good and a discrete choice of a product that is both horizontally and vertically differentiated. Consumers choose among different quality options for the good and from a set of distinctive products at each quality level that have idiosyncratic appeal. The assumed form of the utility function and the distribution of tastes are such that the system of aggregate demands exhibits a nested-logit structure. We draw on the theory of such demands that has been developed by McFadden (1978), Anderson et al. (1992) and Verboven (1996a), among others.⁴

We posit a utility function that features complementarity between the quantity of the homogeneous good and the quality of the differentiated product. This property of the assumed preferences—shared also by earlier work on vertical competition by Gabszewicz and Thisse (1979, 1980) and Shaked and Sutton (1982,1983)—implies that the marginal value of quality is higher for households that have greater income. We add to their specification an idiosyncratic taste component that captures a consumer’s personal valuation of the attributes of each of the differentiated products. With this addition, a wealthy consumer may fancy a particular low-quality variety while a poorer consumer favors one of the high-quality products. In the aggregate, the fraction of consumers that buys a high-quality product rises with income. This behavior generates heterogeneity in income elasticities of demand across different goods. Such heterogeneity has proven useful in explaining bilateral trade flows in work by Hunter and Markusen (1988), Bergstrand (1990), Hunter (1991), and Fieler (2011). Moreover, the horizontal product differentiation validates a market structure of monopolistic competition, which simplifies the analysis greatly in comparison to the earlier literature with oligopolistic interactions.

The non-homotheticities in demand forge a link between the shape of a country’s income distribution and the pattern and intensity of its trade in vertically-differentiated products. We draw out some of the implications in our analysis, much as do Flam and Helpman (1987), Matsuyama (2000), and Mitra and Trindade (2005). Dalgin et al. (2008) and Choi et al. (2009) show that such links between income distribution and trade patterns are important in reality.⁵

In our model, patterns of aggregate demand translate into patterns of specialization and trade via “home-market effects.” In a standard competitive model with constant returns to scale, a

³See also Kugler and Verhoogen (2011) and Hallak and Sivadasan (2009), who provide empirical evidence on the relationship between firm size, firm productivity, and export unit values.

⁴The nested-logit demand structure has been applied to international trade by Goldberg (1995) and Verboven (1996b), and more recently by Verhoogen (2008) and Khandelwal (2010). The latter two include a vertical dimension of product differentiation in their discussion, but their focus is very different from ours.

⁵Choi et al. (2009) show that country pairs that share more similar income distributions also exhibit more similar distributions of import prices. Dalgin et al. (2008) find a positive correlation in a sample of developed countries between income dispersion and imports of luxury goods.

country exports those goods for which there is little local demand and imports goods that domestic consumers especially covet. But, as Krugman (1980) argued, when transportation is costly, a large home market lends an advantage to local firms producing under increasing returns to scale. Therefore, countries tend to export the increasing-returns goods that are in great domestic demand.⁶ In our model, the demand differences are not a matter of exogenous cross-country variations in tastes, but rather derive from differences in income distribution in the face of non-homothetic demands. We outline conditions under which a richer country, or one with a more dispersed distribution of income, has a larger home demand for high-quality goods and a smaller home demand for low-quality goods. Under such conditions, more firms enter to produce high-quality goods in the richer (or more unequal) country, while the opposite is true of firms producing low-quality products. Firms at a given quality charge the same ex-factory prices, so the number of producers predicts the direction of trade. Thus, our model can explain, for example, why Germany traditionally has exported high-quality cars to Korea while importing low-quality cars from there.

Our framework provides a tractable and parsimonious tool for studying the distributional implications of changes in transport costs or trade policy. Since different income classes in a country consume different mixes of low-quality and high-quality products, the delocation of firms induced by changes in trading conditions affects the welfare of the various income classes differently. We find, for example, that trade liberalization in a rich country tends to favor the lower-income groups there, who benefit *qua* consumers from an expansion in the range of product offerings at the low-quality level and from a transfer of income from groups that consume greater shares of the high-quality good.

In Section 2, we develop our framework in the context of a closed economy. Each consumer buys one unit of some differentiated product and devotes all remaining income to the homogeneous good. Individuals have idiosyncratic evaluations of the various differentiated products, which also differ in quality. The distribution of taste parameters generates a nested-logit structure of aggregate demands. We combine these demands with a simple supply model that features a single factor of production, fixed costs plus constant unit costs that vary by quality level, and free entry into the differentiated-products sector. In the monopolistically-competitive equilibrium, each firm producing a differentiated product charges a fixed markup over its unit cost that depends on the quality level of its product and a parameter describing the distribution of idiosyncratic tastes. We show in Section 3 for the case of two quality levels that the autarky equilibrium is unique and that it is characterized by positive numbers of producers of both low-quality and high-quality goods. We proceed to examine how changes in population size and in the level and spread of the income distribution affect the numbers of producers at each quality level and the welfare of different income groups.

Section 4 introduces international trade between two countries that share similar supply char-

⁶Hanson and Xiang (2006) extend Krugman's argument to a setting with many industries that differ in transport costs and the extent of product differentiation. They provide empirical support for the proposition that larger countries export more in industries with high transport costs and highly-differentiated products. See Davis and Weinstein (2003) for further empirical evidence of home-market effects in the pattern of trade.

acteristics but differ in their levels and distributions of income. We assume that differentiated products are costly to transport internationally, with per-unit shipping costs that may vary with the quality level. When shipping costs are sufficiently high, as we assume throughout that section, each country produces and trades both low-quality and high-quality goods. We examine how country sizes and income distributions combine to determine the pattern of trade. We also investigate the distributional implications of a decline in trading costs. When such costs decline sufficiently, the production of goods of a given quality must be concentrated in a single country, as we show in Section 5. For trading costs close enough to zero, each good is produced in the country that would have the larger home market in a hypothetical, integrated equilibrium. This implies, for example that if countries are of equal size and the income distribution in one first-order stochastically dominates that in the other, then the richer country produces and exports the higher-quality goods while the poorer country produces and exports the lower-quality goods.

In Section 6, we study commercial policy. Tariffs have no effect on ex-factory prices in our model. The welfare effects of a tariff derive from a composition effect and a redistribution effect. The former captures the change in the relative numbers of high- and low-quality products that results from protection. The latter reflects the transfer of tariff revenues from import purchasers to the average consumer.

Section 7 extends the model to include more quality levels and more countries. By doing so, we are able to make contact with the recent empirical literature on the pattern of trade in vertically differentiated products. We assume that countries can be ranked from poorest to richest such that the income distributions in any pair of countries satisfy the monotone likelihood ratio property. We show that when two countries are of similar size and trading costs are high, the richer country has positive net exports of all of the highest quality goods and positive net imports of all the lowest quality goods in its bilateral trading relationships with poorer countries. When trading costs are small, each quality level generically is produced in a single country and richer countries produce higher quality goods than poorer countries. In terms of the trade pattern, we find that among countries of similar size, the richer countries export goods of higher quality, which is in keeping with the empirical findings by Schott (2004) and Hummels and Klenow (2005). When trading costs are small, a country imports higher-quality goods from richer trading partners, as Schott (2004), Khandelwal (2010) and Hallak and Schott (2011) find to be true for U.S. imports from various sources.

Overall, our paper makes several contributions. First, it provides a simple framework that incorporates vertical product differentiation and non-homothetic demands. We believe that such a framework could prove useful for studying a range of issues involving goods of different quality. Second, our model offers a unified explanation for many recent findings in the empirical literature on trade in vertically differentiated products, and it offers additional predictions about bilateral trade patterns that could be subject to empirical scrutiny. Third, our analysis yields an intuitive and parsimonious decomposition of the welfare effects of trade liberalization or other exogenous events on consumers at different points in the income distribution. Accordingly, it can be used to

address the questions raised by Broda and Romalis (2009) without the questionable assumption that consumers' preferences change as they grow richer. Finally, our specification of the distribution of taste parameters is familiar from the empirical literature on household demand. We believe that the econometric techniques that have been developed for estimating discrete choice models could be used on household survey data to estimate the key demand-side parameters of our model. Armed with such parameters and observable data on expenditure patterns, one could utilize our expressions for the average welfare changes in different income groups to calculate the gains from trade across the income distribution.⁷

2 The Model

We develop a model featuring income heterogeneity and non-homothetic preferences over goods of different quality. We describe the model in this section, characterize its autarky equilibrium in the next, and then move on to international trade in Sections 4-7 below.

Each individual consumes a homogeneous good and his optimal choice from a finite set of differentiated products. Both types of goods are produced with labor alone. The homogeneous good requires one unit of effective labor per unit of output. This good is competitively priced and serves as numeraire. The differentiated products require a fixed input of labor and a constant variable input per unit of output. Monopolistic competition prevails in this industry. We assume that the labor supply is sufficiently large relative to aggregate demand for differentiated products to ensure a positive output of the numeraire good in any equilibrium. Then competition implies a wage rate for effective labor equal to one.

The economy is populated by a continuum of individuals who are endowed with different amounts of effective labor. This heterogeneity in endowments generates a distribution of income. We denote the income distribution by G , so that $G(y)$ is the fraction of the mass N of individuals with effective labor and wage income less than or equal to y . We assume throughout that every individual has sufficient income to purchase one unit of any variety of the differentiated product, including the most expensive, at the prevailing equilibrium prices.

Each consumer values only one unit of the differentiated product and thus faces a discrete consumption choice. Each buys the good that offers him the highest utility, considering the prices and characteristics of all available products. Varieties are distinguished by their quality level and by other attributes that affect consumers' idiosyncratic valuations. We denote by Q the finite set of available quality levels and index quality by q .

⁷See Porto (2006) for an ambitious attempt to estimate the distributional impacts of trade policy in a model that includes heterogeneous consumer gains as well as wage and income effects. Porto does not allow for non-homothetic demands, but rather he takes the variation in budget shares for different households to be an exogenous reflection of heterogeneous tastes.

2.1 Preferences and Demand

Let j index the individual varieties of the differentiated product and let J_q denote the set of varieties with quality q . In this notation, the variety index identifies both the quality of the good and its other attributes, so that if j has quality q , then $j \in J_q$ and $j \notin J_{q'}$ for $q' \neq q$.

Now consider the utility u_j^h that an individual h would attain by consuming z units of the homogenous good and variety $j \in J_q$ of the differentiated product. We assume that

$$u_j^h = zq + \varepsilon_j^h \quad \text{for } j \in J_q, \quad (1)$$

where ε_j^h is the individual's idiosyncratic evaluation of the particular attributes of variety j . Each individual has a vector of idiosyncratic evaluations, one for each of the available varieties; denote this vector by ε^h . The utility function in (1) features complementarity between the quantity of the homogeneous good and the quality of the differentiated product, much as a "standard" utility function (e.g., Cobb-Douglas or CES) features complementarity between the quantities of the various goods in the individual's consumption basket.⁸ The complementarity between quantity and quality implies a greater marginal valuation of quality for those who consume more of the homogeneous good. This common property of the utility function generates the non-homotheticity of aggregate demands in our model.⁹ Meanwhile, the additive utility component captures the horizontal product differentiation, which the heterogeneous consumers evaluate differently. The horizontal product differentiation validates our assumption of a monopolistically competitive market structure.

We take the ε terms to be distributed independently across the population of consumers according to a Generalized Extreme Value (GEV) distribution, which we denote by $G_\varepsilon(\varepsilon)$. That is,

$$G_\varepsilon(\varepsilon) = e^{-\sum_{q \in Q} \left[\sum_{j \in J_q} e^{-\varepsilon_j / \theta_q} \right]^{\theta_q}},$$

with $\theta_q \in (0, 1)$ for all $q \in Q$. This distribution of taste parameters is common in the discrete-choice literature, following Ben Akiva (1973) and McFadden (1978), because it generates a convenient and empirically-estimable system of demands.¹⁰

Now consider the optimization problem facing an individual with income y^h and vector of taste parameters ε^h . Of course, this individual simply chooses the quality and variety that yields the highest utility among all available options, i.e., the q and the $j \in J_q$ that maximize $(y^h - p_j)q + \varepsilon_j^h$, where p_j is the price of variety j . Here $y^h - p_j$ represents the amount of (residual) income that the individual devotes to spending on the numeraire good after buying one unit of his most preferred

⁸This feature of our formulation is quite common in the earlier literature on vertical competition in oligopoly; see, for example, Gabszewicz and Thisse (1979,1980) and Shaked and Sutton (1982,1983), who use the utility function $u = zq$ (in our notation). We add horizontal differentiation in the form of the idiosyncratic taste component, which greatly simplifies the analysis.

⁹If, in contrast to (1), the quantity of the homogeneous good and the quality of the differentiated product were to enter the utility function as substitutes, this would have the counterfactual implication that the fraction of consumers that purchases a high-quality good declines with income.

¹⁰See also Verboven (1996a) and Train (2003, ch4).

variety of the differentiated product. The calculations in McFadden (1978) and elsewhere imply that, with ε distributed according to a GEV, the fraction of individuals with income y who choose variety j with quality q is given by

$$\rho_j(y) = \rho_{j|q} \cdot \rho_q(y) \quad \text{for } j \in J_q, \quad (2)$$

where

$$\rho_{j|q} = \frac{e^{-p_j q / \theta_q}}{\sum_{\ell \in J_q} e^{-q p_\ell / \theta_q}} \quad (3)$$

is the fraction of consumers that buys variety j among those that purchase a differentiated product with quality q and

$$\rho_q(y) = \frac{\left(\sum_{j \in J_q} e^{(y-p_j)q/\theta_q} \right)^{\theta_q}}{\sum_{\omega \in Q} \left(\sum_{j \in J_\omega} e^{(y-p_j)\omega/\theta_\omega} \right)^{\theta_\omega}} \quad (4)$$

is the fraction of consumers with income y that opts for a product of this quality. The fraction of individuals that buys a good with quality q varies by income level and with the vector of all product prices, whereas the fraction that buys a particular variety $j \in J_q$ conditional on the choice of quality q depends only on the prices of the goods in this quality segment.

Readers familiar with the empirical literature on discrete-choice modeling will recognize the implied demand system as a *nested logit*, with choice over quality levels (the “nest”) and over horizontally-differentiated varieties with a given quality. In that literature, θ_q is known as the dissimilarity parameter; it measures the degree of heterogeneity in preferences over the varieties in the set J_q .¹¹ The greater is θ_q , the smaller is the correlation between ε_j and $\varepsilon_{j'}$ for j and j' in J_q (see McFadden, 1978), and therefore the greater are the perceived differences among the various varieties with quality q . It is typically the case that higher-quality products embody richer sets of product characteristics, which expands the scope for horizontal differentiation. If so, the varieties of a lower-quality good will be closer substitutes for one another than the varieties of a higher-quality good. We shall assume that this is the case in what follows; i.e., we adopt

Assumption 1 θ_q is increasing in q .

Variation in the spending pattern across income groups arises solely from variation in the fraction of individuals who purchase the products at different levels of quality q , as reflected by the functions $\rho_q(y)$. It follows that the market share of a good j with quality q varies across income groups according to

$$\frac{1}{\rho_j(y)} \frac{d\rho_j(y)}{dy} = \frac{1}{\rho_q(y)} \frac{d\rho_q(y)}{dy} = q - q_a(y) \quad \text{for } j \in J_q, \quad (5)$$

¹¹Readers familiar with the trade literature will also recognize a similarity between the distribution of preference shocks here and the distribution of productivity shocks in the Ricardian model of Eaton and Kortum (2002). In their work, the productivity shocks are assumed to have a Type-II extreme value distribution in which θ parameterizes the dissimilarity of productivity levels across goods.

where

$$q_a(y) \equiv \sum_{q \in Q} q \rho_q(y)$$

is the average quality consumed by all individuals with income y . Equation (5) implies that the fraction of individuals who purchase brand j of quality q rises with income if and only if $q > q_a(y)$; that is, if and only if q is above the average quality consumed by individuals in this income group. In particular, in the case of two quality levels, $Q = \{H, L\}$, we have $H > q_a(y) > L$ for all y , so that the fraction of individuals who purchase high-quality products rises with income at all income levels. This is the key property of these non-homothetic preferences that will guide our analysis of the trade flows.

2.2 Pricing and Profits

Firms can enter freely into the differentiated-products sector by choosing any quality level $q \in Q$ and by employing a fixed input of f_q units of effective labor to develop a particular variety. A producer uses c_q units of labor per unit of output to produce a good of quality q . Firms set prices to maximize profits taking aggregate price indexes as given. Entry at each quality level proceeds until the next entrant would fail to cover its fixed cost. Let n_q be the number of firms that produce goods of quality q . The demand structure requires the number of brands in each quality class to be a finite integer, but we will take liberty in treating n_q as if it were a continuous variable to facilitate the exposition.

A firm that produces a variety j of the differentiated product with quality q earns profits of $\pi_j = d_j(p_j - c_q) - f_q$, where $d_j = N\mathbb{E}[\rho_j(y)]$ is the aggregate demand for variety $j \in J_q$ and \mathbb{E} is the expectations operator with respect to the distribution of income, i.e., $\mathbb{E}[B(y)] \equiv \int B(y)dG(y)$. Note that demand can be expressed as a function of prices using (2), (3), and (4). If the number of active producers of each quality level is large, then terms in the various sums in (3) and (4) vary only slightly with a firm's own price. We assume that the firm ignores this dependence, as is common in models of monopolistic competition. Then a firm producing any brand j with quality q maximizes profits by setting the price

$$p_q = c_q + \frac{\theta_q}{q} \quad \text{for } q \in Q. \quad (6)$$

Evidently, the markup over marginal cost differs for goods of different qualities. The markup reflects two properties of the class of goods. First, the higher is q , the greater is the marginal utility from consumption of the homogeneous good, due to the complementarity between z and q reflected in (1). A higher marginal utility from consumption of the homogeneous good makes consumers more sensitive to price differences when choosing among the different brands in J_q . Second, the greater is θ_q , the greater are the perceived differences among the various brands with quality q , as we have noted before. This greater degree of product differentiation tends to make demands less sensitive to price changes. These two forces work in opposition as they affect price setting; the markup on

high-quality goods will be greater than that on low-quality goods if and only if θ_q/q is increasing in q .

With common prices, the firms that produce different varieties of a good in a given quality segment achieve similar volumes of sales. Let d_q be the total quantity demanded of a typical variety with quality q when all goods are priced according to (6). Then

$$d_q = \frac{N}{n_q} \mathbb{E} \left[\frac{n_q^{\theta_q} \phi_q(y)}{\sum_{\omega \in Q} n_{\omega}^{\theta_{\omega}} \phi_{\omega}(y)} \right], \quad \text{for } q \in Q, \quad (7)$$

where

$$\phi_q(y) \equiv e^{(y-c_q)q-\theta_q}$$

captures the effect of income on demand. The markups of θ_q/q on sales of d_q yield a common profit π_q to all producers of brands with quality q , where

$$\pi_q \equiv \frac{\theta_q}{q} \frac{N}{n_q} \mathbb{E} \left[\frac{n_q^{\theta_q} \phi_q(y)}{\sum_{\omega \in Q} n_{\omega}^{\theta_{\omega}} \phi_{\omega}(y)} \right] - f_q, \quad \text{for } q \in Q. \quad (8)$$

These functions determine the profitability of entry at each quality level. In equilibrium, $n_q > 0$ implies $\pi_q = 0$ while $\pi_q \leq 0$ when $n_q = 0$. In the next section, we will use these free-entry conditions to characterize an equilibrium in a closed economy. Once the number of firms producing at a given quality level is known, sales of each brand of the differentiated products also are determined. Together, the firms selling goods with quality q capture aggregate sales of $n_q d_q$, so that aggregate output of all differentiated products is $\sum_{q \in Q} n_q d_q = N$. This equality reflects the fact that each of the mass N of consumers buys one unit of some product.

The differentiated-products industry employs a total of $\sum_{q \in Q} n_q (d_q c_q + f_q)$ units of effective labor. The difference between aggregate labor supply—which equals N times the mean value of y —and labor use in the differentiated-products industry gives the labor used in producing homogeneous goods. The market for homogeneous products clears by Walras' Law. Therefore, once we solve for the number of firms of each type in the differentiated-products industry, the remainder of the variables determined in the general equilibrium are readily found.

3 Autarky Equilibrium

To characterize an equilibrium in a closed economy, we define x_q as the quantity that a firm producing a brand with quality q must sell in order to break even when it prices according to (6); i.e.,

$$x_q = \frac{f_q q}{\theta_q} \quad \text{for } q \in Q. \quad (9)$$

Notice that the break-even volume depends only on the magnitude of the fixed cost and the size of the markup, as in Krugman (1980). So, (9) will pin down the output per variety for any quality of

good that is available in equilibrium.

In an autarky equilibrium, if some positive number of firms produce goods with quality q the demand per brand must reach the break-even level. Otherwise, no firm producing this quality can profitably enter. In other words, if $n_q > 0$, $d_q = x_q$, whereas $d_q < x_q$ implies $n_q = 0$. In any case, the aggregate output of all differentiated products matches the population size N , or

$$\sum_{q \in Q} n_q x_q = N. \quad (10)$$

We will refer to this equation as the *aggregate demand* condition. It implies, of course, that n_q must be positive for some $q \in Q$.

But notice from (7) that as n_q approaches zero with $n_{q'} > 0$ for some $q' \neq q$, the demand for a typical brand with quality q grows infinitely large. This means that a producer of a brand with quality q will certainly be able to achieve the break-even scale when the number of its competitors offering a similar quality is sufficiently small. In equilibrium, some positive number of firms will be active in every segment of the market.¹²

Now that we know that n_q must be positive for all $q \in Q$, market-clearing for each brand requires $x_q = d_q$ or

$$x_q = N \mathbb{E} \left[\frac{n_q^{\theta_q - 1} \phi_q(y)}{\sum_{\omega \in Q} n_{\omega}^{\theta_{\omega}} \phi_{\omega}(y)} \right], \quad \text{for } q \in Q. \quad (11)$$

Using x_q from (9), this system of equations allows us to solve for the number of varieties at each quality level in an autarkic equilibrium.¹³

We turn now to the special case with two quality levels, H and L , where $H > L$; we will return to the more general case with an arbitrary number of qualities in Section 7 below. With only two quality levels, (11) represents a pair of equations that together determine n_H and n_L . In the appendix we show that these equations have a unique solution, which is characterized by positive values for n_H and n_L . This establishes

Proposition 1 *If $Q = \{H, L\}$, there exists a unique autarky equilibrium. In the autarky equilibrium, $n_H > 0$ and $n_L > 0$.*

In the remainder of this section, we describe how the autarky equilibrium reflects the size of the economy and its income distribution.¹⁴ We also show how the model can be used to examine the welfare implications of changes in the economic environment for different income groups. These

¹²In making this statement, we have ignored the integer constraint. The equilibrium “solution” for some n_q might be a fraction, in which case it might not be profitable for the first “whole” firm to enter in a quality segment. Moreover, we have assumed that many firms compete in order to justify our assumption that firms take price indexes as given. We will not divert attention to these details, but instead restrict ourselves to parameters for which our focus on an equilibrium with $n_q > 0$ for all $q \in Q$ is well justified.

¹³Note that the weighted sum of x_q from (11) implies (10), which means that only the equations in (11) need be used to solve for the equilibrium numbers of varieties.

¹⁴The algebra of the comparative statics that we describe here is derived more formally in the appendix.

properties of the model will aid us in understanding the direction and distributional implications of trade in the sections that follow.

The size of the economy is captured by the parameter N . As N increases, the demand in each quality segment grows, given the initial numbers of firms; see (7). Were it the case that the two quality segments offered similarly differentiated products ($\theta_H = \theta_L$), the demand expansion would induce equiproportionate entry by both types of firms. Inasmuch as high-quality products are more dissimilar than low-quality products by Assumption 1, there must be proportionately more entry of firms that produce the former goods relative to the latter; i.e., $\hat{n}_H > \hat{N} > \hat{n}_L$.¹⁵ It is even possible that the number of low-quality producers will fall ($\hat{n}_L < 0$) as the total market grows, in response to intensified competition from an expanded number of high-quality producers. As in other contexts, growth in market size causes an expansion in variety of the more horizontally-differentiated products and may cause a contraction in variety of the less-differentiated products.¹⁶

Now consider an upward shift in the income distribution in the sense of first-order stochastic dominance; i.e., at every income level y , the fraction of the population with income less than or equal to y declines. Added income makes consumers more likely to buy a high-quality product across the entire income distribution. Thus, at the initial numbers of firms, demand for high-quality varieties grows and that for low-quality varieties shrinks. This shift in demand induces entry of firms that produce high-quality goods and exit of producers of low-quality products; i.e., $\hat{n}_H > 0 > \hat{n}_L$.

Finally, consider an increase in income inequality, as represented by a mean-preserving spread of the distribution $G(\cdot)$. The effect on relative demand is in general ambiguous, as those at the top end of the distribution collectively buy more of the high-quality goods while those at the bottom end do just the opposite. However, if the initial equilibrium is such that a majority of every income class purchases low-quality products, the relative demand for high-quality goods is a concave function of y for given n_H and n_L . Then, a mean-preserving spread in the distribution of y causes the relative demand for high-quality goods to expand, inducing entry of producers of these varieties and exit of producers of low-quality products. A spread in income distribution in a poor economy (one in which $\rho_L(y) > \rho_H(y)$ for all y) induces a shift in the composition of firms toward producers of high-quality products.¹⁷

We can readily examine the implications of these shifts for the welfare of different income groups. As McFadden (1978) has shown, the expected welfare among those with income y increases with

$$v(y) \equiv n_H^{\theta_H} \phi_H(y) + n_L^{\theta_L} \phi_L(y) . \quad (12)$$

As market conditions change,

$$\hat{v}(y) = \rho_H(y) \theta_H \hat{n}_H + \rho_L(y) \theta_L \hat{n}_L .$$

¹⁵We use a circumflex to denote a proportional increase; i.e., $\hat{Z} = dZ/Z$.

¹⁶See Epifani and Gancia (2006) and Hanson and Xiang (2004) for similar results in a different context.

¹⁷See the appendix for the details.

In words, the change in average welfare at income y weights the changes in the number of products in each quality class by the probability that a consumer with income y purchases a good of that class times the degree of horizontal differentiation (dissimilarity) within the class.

From the aggregate demand condition (10), $\rho_H \hat{n}_H + \rho_L \hat{n}_L = \hat{N}$, where $\rho_q = n_q d_q / N = n_q x_q / N$ is the fraction of the overall population that purchases a good of quality q . Using this equation, we can write

$$\hat{v}(y) = \left[\theta_L \frac{\rho_L(y)}{\rho_L} + \theta_H \frac{\rho_H(y)}{\rho_H} \right] \hat{N} + \rho_H \rho_L \left[\theta_H \frac{\rho_H(y)}{\rho_H} - \theta_L \frac{\rho_L(y)}{\rho_L} \right] (\hat{n}_H - \hat{n}_L) . \quad (13)$$

The first term in the expression for $\hat{v}(y)$ is a pure *scale effect*. Holding constant the relative number of high-quality and low-quality products, an expansion of scale benefits consumers at all income levels, because it increases the number of varieties and therefore increases the likelihood that an individual will find one to his liking. The second term is a pure *composition effect*. For a given scale, an increase in the relative number of high-quality products benefits those who are more likely than average to consume such a product and harms those who are more likely than average to consume a low-quality product. An increase in the variety of high-quality products relative to the variety of low-quality products is more likely to benefit a given income group the more dissimilar are the brands of high-quality products and the more similar are the brands of low-quality products.

Now let us examine the distributional implications of the market changes we described above. An increase in population size generates a scale effect that benefits all income groups and a composition effect that especially benefits the wealthy (since growth in market size generates an increase in the relative number of high-quality varieties when $\theta_H > \theta_L$). The richest consumers in the economy, who have income y_{\max} , are more likely to purchase the high-quality good than the average consumer and are less likely to purchase the low-quality good, which implies that $\rho_H(y_{\max}) / \rho_H > 1 > \rho_L(y_{\max}) / \rho_L$. By (13), these wealthy individuals must gain on average from population growth. The poorest consumers—who are more likely than average to purchase the low-quality good and less likely than average to consume the high-quality good—will gain if θ_L is sufficiently close to θ_H , but can lose otherwise.

An upward shift in the income distribution (or a spread of the distribution in a poor economy) generates a shift in the composition of differentiated products toward high-quality goods, without changing the output-weighted number of products. With $\theta_H > \theta_L$, the associated composition effect must benefit the members of the highest income group (on average). As for the poorest consumers, they too may benefit if high-quality goods are substantially more dissimilar than low-quality goods, but will lose if θ_H and θ_L are quite close in size. Although the low-income individuals are more likely to consumer a low-quality product, the contraction of variety in this market segment will not hurt them so much if these goods are relatively similar to one another; meanwhile, the expansion in the variety of high-quality products can be quite advantageous even to these consumers (on average), if the idiosyncratic tastes for the various high-quality products are little correlated. If there are income groups that lose from a change in the composition of products that favors high-quality

goods, it will be all groups with income less than or equal to some critical value.

4 Trade with Diversified Production

In this section, we introduce international trade. We assume for the time being that there are two countries that differ in size and in their distributions of efficiency labor. We do not allow for any supply-side determinants of the trade pattern as would arise from comparative cost advantages in order to focus more sharply on those that derive from differences in income in the face of non-homothetic preferences. We designate the countries as \mathcal{R} and \mathcal{P} to suggest “rich” and “poor,” although we do not insist on any particular relationship between their sizes or their income distributions except in some special cases. In Section 7, we will extend the analysis to many countries in order to make contact with the empirical evidence cited in the Introduction.

We assume throughout that both (or all) countries have sufficient supplies of effective labor relative to the equilibrium labor demands by their producers of differentiated products so that some labor in each country is used to produce the homogeneous, numeraire good. This ensures that the wage of a unit of effective labor is equal to one in both (all) countries.

We assume that the differentiated products are costly to trade.¹⁸ In particular, it takes τ_q units of effective labor to ship one unit of a variety with quality q from one country to another.¹⁹ As τ_q grows large, national outputs converge on those of the autarky equilibria. In such a setting, as we now know, both countries produce goods in both quality segments. We will find that such incomplete specialization characterizes the trade equilibrium whenever trading costs are sufficiently high. These are the circumstances that we consider now, whereas in the next section we will study equilibria in which each quality level is produced in only one country, as happens almost surely when shipping costs are small.²⁰

Shipping requirements raise the cost of serving foreign consumers relative to domestic consumers. For a good with quality q , the marginal cost of a delivered export unit is $c_q + \tau_q$, whereas local consumers can be supplied at a cost of c_q . The arguments from Section 2.2 now imply that a firm producing a brand with quality q maximizes profits by charging foreign consumers the price $c_q + \tau_q + \theta_q/q$, whereas domestic consumers are charged the lower price $c_q + \theta_q/q$ (see (6)). In other words, mark-ups are θ_q/q for all sales, as firms fully pass on their shipping costs to their foreign

¹⁸Davis (1998) has shown that a home-market effect may not exist if differentiated products and homogeneous goods bear similar trading costs. But Amiti (1998) and Hanson and Xiang (2004) demonstrate that the home-market effect requires only that transport costs differ across sectors.

¹⁹Unlike models of monopolistic competition that rely on the CES demand system, our model easily allows for transport costs that are incurred on a per-unit basis. Although we consider this to be more realistic than the popular assumption of “iceberg” transport costs, there is no meaningful difference between the two in our model. In either case, firms price their exports at a fixed markup per unit over the delivered cost.

²⁰It is common in trade models featuring a home-market effect that production is geographically dispersed when transport costs are large, but each good is produced in only one location when transport costs are small; see, for example, Krugman (1991a, 1991b) and Rossi-Hansberg (2005). The implications for the trade pattern are somewhat different in these two regimes—especially when the number of quality levels and countries is large—which explains why we consider both possibilities.

customers.²¹

Demands for domestic goods of quality q in country k reflect the prices of these goods, the prices of competing import goods, and the numbers of local and imported varieties at each quality level. Letting d_q^k represent the aggregate demand by domestic consumers for a typical good of quality q produced in country k when all goods are priced optimally, (4) implies

$$d_q^k = \frac{N^k}{\tilde{n}_q^k} \mathbb{E}^k \left[\frac{(\tilde{n}_q^k)^{\theta_q} \phi_q(y)}{\sum_{\omega \in Q} (\tilde{n}_\omega^k)^{\theta_\omega} \phi_\omega(y)} \right], \quad q = H, L \text{ and } k = \mathcal{R}, \mathcal{P}, \quad (14)$$

where

$$\begin{aligned} \tilde{n}_q^k &= n_q^k + \lambda_q n_q^\ell, & \ell &\neq k, \\ \lambda_q &\equiv e^{-\tau_q q / \theta_q}, \end{aligned}$$

n_q^k is the number of varieties of quality q produced in country k , N^k is the population in country k , and \mathbb{E}^k is the expectation with respect to the income distribution there. Notice the similarity between (14) and (7). Now, domestic brands share the market with both domestic and foreign rivals but, inasmuch as imports of a given quality bear a higher price due to shipping costs, the foreign brands are less effective competitors. For local firms, domestic demand is the same as it would be in autarky with \tilde{n}_q^k local competitors producing quality q . The foreign firms are discounted in this measurement of “effective competitors” by an amount $\lambda_q \in (0, 1)$ that reflects the trading cost for goods of quality q as well as the quality and dissimilarity of these products. Also, (4) implies that per capita demand for an imported variety of quality q in country k equals $\lambda_q d_q^k / N^k$; i.e., it is a fraction λ_q of the per capita demand faced by a local firm.

A firm producing a variety with quality q in either country earns profits per sale of θ_q/q , considering the fixed mark-up it charges over delivered cost. In order to break even, such a firm, no matter where it is located, must make sales totalling $x_q = f_q q / \theta_q$ units, as per (9). In an equilibrium with producers of both qualities in both countries, we must have

$$x_q = d_q^k + \lambda_q d_q^\ell, \quad k, \ell = \mathcal{R}, \mathcal{P}, \ell \neq k, q = H, L.$$

The right-hand side of this equation represents total sales by a firm located in country k , comprising domestic sales and exports sales, where the latter are a fraction λ_q of what a local producer in country ℓ makes of domestic sales. For these equations to hold for both $k = \mathcal{P}$ and $k = \mathcal{R}$ it must be that $d_q^{\mathcal{R}} = d_q^{\mathcal{P}}$ for $q = H, L$; that is, firms in each country must achieve the same volume of domestic sales. Since the size and the income distributions in the two countries may differ,

²¹If transportation costs instead took the iceberg form—such that the delivery of one unit of a good of quality q to an export market required that $\gamma_q > 1$ units be shipped, then the profit-maximizing price for export sales would instead be $c_q \gamma_q + \theta_q / q$. The analysis would proceed exactly as in what follows. The ability of our model to accommodate both per unit or iceberg shipping costs reflects the fact that optimal markups under the nested logit demand system are constant and independent of delivered cost. In contrast, models with CES demands imply a markup that is proportional to the delivered cost, in which case per-unit and proportional shipping costs have different effects on export prices.

the equality must be achieved by adjustment in the numbers of effective firms in each market. In particular, the equality between the required volume of total sales and the total demand faced by producers in market k implies $x_q = d_q^k(1 + \lambda_q)$ or

$$N^k \mathbb{E}^k \left[\frac{(\tilde{n}_q^k)^{\theta_q - 1} \phi_q(y)}{\sum_{\omega \in Q} (\tilde{n}_\omega^k)^{\theta_\omega} \phi_\omega(y)} \right] = \frac{1}{1 + \lambda_q} \frac{f_q q}{\theta_q}, \quad q = H, L, k = \mathcal{R}, \mathcal{P}. \quad (15)$$

The equations in (15) provide four independent relationships, two for country \mathcal{R} that jointly determine $\tilde{n}_L^{\mathcal{R}}$ and $\tilde{n}_H^{\mathcal{R}}$ and two for country \mathcal{P} that jointly determine $\tilde{n}_L^{\mathcal{P}}$ and $\tilde{n}_H^{\mathcal{P}}$. These equations have exactly the same form as those in (11) that describe the autarky equilibrium, except that x_q for the closed economy is replaced by $x_q/(1 + \lambda_q)$ for the open economy. The proof of Proposition 1 guarantees that (15) has a unique solution with a positive number of effective firms of each type in each country.

It is not enough, of course, that the number of effective firms in each country be positive for the solutions to (15) to represent a legitimate trade equilibrium. We require in addition that the actual number of varieties in each country be positive. Given the values of $\tilde{n}_L^{\mathcal{R}}$, $\tilde{n}_H^{\mathcal{R}}$, $\tilde{n}_L^{\mathcal{P}}$, and $\tilde{n}_H^{\mathcal{P}}$ that result from the solution of (15), we can solve for n_L^k and n_H^k using $\tilde{n}_q^k = n_q^k + \lambda_q n_q^\ell$. This gives

$$n_q^k = \frac{\tilde{n}_q^k - \lambda_q \tilde{n}_q^\ell}{1 - (\lambda_q)^2}, \quad k, \ell = \mathcal{R}, \mathcal{P}, \ell \neq k, q = H, L. \quad (16)$$

A positive solution for n_q^k for all q and k requires

$$\frac{1}{\lambda_q} > \frac{\tilde{n}_q^k}{\tilde{n}_q^\ell} > \lambda_q, \quad k, \ell = \mathcal{R}, \mathcal{P}, \ell \neq k, q = H, L,$$

which is always satisfied when λ_q is close to zero but rarely satisfied when λ_q is close to one.²² This justifies our claim that a trade equilibrium with incomplete specialization always exists when transport costs are sufficiently high, but fails to exist (generically) when transport costs are low.

The trade equilibrium with incomplete specialization features intra-industry trade at each quality level. Some consumers in \mathcal{R} opt for preferred varieties of the high-quality good produced in \mathcal{P} , despite their higher price that includes a charge for shipping. Similarly, some consumers in \mathcal{R} choose to import a favorite foreign variety of the low-quality good. Consumers in \mathcal{P} will likewise import high-quality and low-quality goods produced in \mathcal{R} .

In fact, we know that the export sales by a typical producer of quality q are the same in both locations. Therefore, country \mathcal{R} exports more of goods of quality q to \mathcal{P} than it imports of that quality if and only if country \mathcal{R} has more firms producing goods of quality q than does country \mathcal{P} . But, from (16), $n_q^{\mathcal{R}} > n_q^{\mathcal{P}}$ if and only if $\tilde{n}_q^{\mathcal{R}} > \tilde{n}_q^{\mathcal{P}}$. Therefore, we can identify the equilibrium trade balance in each quality class by comparing the effective number of sellers of that quality in the two

²²When λ_q is close to one, the pair of inequalities can be satisfied only if $\tilde{n}_q^{\mathcal{R}} \approx \tilde{n}_q^{\mathcal{P}}$, which happens only under exceptional circumstances. For example, $N^{\mathcal{R}} = N^{\mathcal{P}}$ and $G_y^{\mathcal{R}} = G_y^{\mathcal{P}}$ implies $\tilde{n}_q^{\mathcal{R}} = \tilde{n}_q^{\mathcal{P}}$.

countries.²³

The pair of equations that determine $\tilde{n}_q^{\mathcal{R}}$ and $\tilde{n}_q^{\mathcal{P}}$ are identical to those that determine the autarky numbers of producers of quality q in \mathcal{R} and \mathcal{P} , except that x_q in the latter is replaced by $x_q/(1 + \lambda_q)$ in the former. Therefore, we can use the comparative statics of the autarky equilibrium to identify the sectoral imbalances of the trade equilibrium with incomplete specialization. For example, suppose that the countries have the same distributions of income ($G^{\mathcal{R}} = G^{\mathcal{P}}$) but country \mathcal{R} is larger than country \mathcal{P} (i.e., $N^{\mathcal{R}} > N^{\mathcal{P}}$). We have seen that the larger country has in autarky a greater relative abundance of firms that produce high-quality goods, because market growth generates biased entry in favor of the more horizontally differentiated products. It follows that the larger country must have absolutely more producers of high-quality goods in autarky, whereas it may support fewer (or more) producers of low-quality products. These comparisons carry over to the numbers of effective sellers in a trade equilibrium with incomplete specialization. That is, $\tilde{n}_H^{\mathcal{R}} > \tilde{n}_H^{\mathcal{P}}$, while the comparison of effective numbers of producers of low-quality goods can run in either direction. In such circumstances, the larger country is a net exporter of high-quality goods but may be a net exporter or a net importer of low-quality products.

Now suppose that the two countries are identical in size ($N^{\mathcal{R}} = N^{\mathcal{P}}$) but the income distribution in the richer \mathcal{R} first-order stochastically dominates that in poorer \mathcal{P} . Then, in autarky, the rich country has more firms producing high-quality goods and the poor country has more firms producing low-quality goods. These comparisons carry over to the effective numbers of firms in the trade equilibrium with incomplete specialization, so that $\tilde{n}_H^{\mathcal{R}} > \tilde{n}_H^{\mathcal{P}}$ and $\tilde{n}_L^{\mathcal{P}} > \tilde{n}_L^{\mathcal{R}}$. It follows that the rich country \mathcal{R} is a net exporter of high-quality goods and a net-importer of low-quality goods.

Finally, suppose that a majority of consumers at every income level in both countries purchase low-quality goods. Let the countries be of similar size and with similar mean income, but suppose that the income distribution in \mathcal{R} is more spread than that in \mathcal{P} . As we have seen before, \mathcal{R} has more producers of high-quality goods and fewer producers of low-quality goods than does \mathcal{P} in autarky. With costly trade, \mathcal{R} becomes a net exporter of high-quality goods and a net importer of low-quality goods.

We summarize our findings about the pattern of trade in

Proposition 2 *If trade costs are sufficiently high, there exists a unique trade equilibrium in which each country produces both high- and low-quality differentiated products. In this equilibrium, (i) if $N^{\mathcal{R}} > N^{\mathcal{P}}$ and $G^{\mathcal{R}}(y) = G^{\mathcal{P}}(y)$ for all y , then \mathcal{R} exports on net the high-quality goods but may export or import on net the low-quality goods; (ii) if $N^{\mathcal{R}} = N^{\mathcal{P}}$ and $G^{\mathcal{R}}(y) < G^{\mathcal{P}}(y)$ for all y , then \mathcal{R} exports on net the high-quality goods and imports on net the low-quality goods; (iii) if $N^{\mathcal{R}} = N^{\mathcal{P}}$,*

²³Net exports from \mathcal{R} to \mathcal{P} of goods of quality q are given by

$$\begin{aligned} \lambda_q d_q^{\mathcal{P}} n_q^{\mathcal{R}} - \lambda_q d_q^{\mathcal{R}} n_q^{\mathcal{P}} &= \frac{\lambda_q}{1 + \lambda_q} x_q (n_q^{\mathcal{R}} - n_q^{\mathcal{P}}) \\ &= \frac{\lambda_q}{1 - (\lambda_q)^2} \frac{f_{qQ}}{\theta_q} (\tilde{n}_q^{\mathcal{R}} - \tilde{n}_q^{\mathcal{P}}). \end{aligned}$$

$\rho_L(y) > \rho_H(y)$ for all income groups in \mathcal{R} and \mathcal{P} , and $G^{\mathcal{R}}(\cdot)$ is a mean-preserving spread of $G^{\mathcal{P}}(\cdot)$, then \mathcal{R} exports on net the high-quality goods and imports on net the low-quality goods.

Proposition 2 can be understood in terms of the “home-market effect” described by Krugman (1980). Take for example the case in which the countries are of similar size but the income distribution in \mathcal{R} first-order stochastically dominates that in \mathcal{P} . The greater income in \mathcal{R} compared to \mathcal{P} provides this country with a larger home market for high-quality goods. If the same numbers of producers of high-quality goods were to enter in both countries, those in \mathcal{R} would earn greater profits than those in \mathcal{P} , thanks to their ability to serve more consumers with sales that do not bear shipping costs. In order that producers of high-quality goods in both countries break even, there must be greater entry of such producers in the rich country, so that their finer division of the market offsets their local-market advantage. The same is true in the market for low-quality goods, where producers in \mathcal{P} enjoy an advantage due to their closer proximity to the larger market. Access to a large home market affords a competitive advantage that induces entry and ultimately dictates the pattern of trade.

We turn now to the effects of a reduction in trade costs, focusing particularly on the distributional consequences. For concreteness, consider first a decline in the cost of transporting high-quality goods.²⁴ A fall in τ_H induces an increase in λ_H . It is clear from (15) that such an increase in λ_H generates the same outcomes as would a reduction in the fixed cost of entry for producers of high-quality products, f_H . As τ_H falls, profitability rises for firms that produce high-quality varieties. The number of effective producers of such varieties rises in each country. This expansion in $\tilde{n}_H^{\mathcal{R}}$ and $\tilde{n}_H^{\mathcal{P}}$ reduces demand for low-quality goods in each country, and so there is effective exit from this market segment. In the new trade equilibrium, there is more effective variety of high-quality goods in each country, and less effective variety of low-quality products. The effects of a reduction in the cost of transporting low-quality goods are analogous.

It is also evident from (15) that an equiproportionate rise in $1 + \lambda_H$ and $1 + \lambda_L$ has the same impact on the effective number of high- and low-quality products in country k as would a similar percentage increase in that country’s population. From our analysis of the autarky equilibrium, we know that the effective number of high-quality products expands more than in proportion to the increase in $1 + \lambda_H$ and $1 + \lambda_L$, whereas the effective number of low-quality products can rise or fall.

What are the welfare implications of these induced changes in the effective numbers of brands? In a world with costly trade, the average welfare of those with income y in country k increases with

$$v^k(y) = \left(\tilde{n}_H^k\right)^{\theta_H} \phi_H(y) + \left(\tilde{n}_L^k\right)^{\theta_L} \phi_L(y), \text{ for } k = \mathcal{R}, \mathcal{P}.$$

Welfare of individuals in country k depends on the effective numbers of brands available there, with foreign brands carrying less weight than domestic brands due to their higher prices. Differentiating the expression for $v^k(y)$ and rearranging terms, we can derive an expression for the change in

²⁴The details of the algebra are provided in the appendix.

average welfare of an income group analogous to (13), namely

$$\begin{aligned} \hat{v}^k(y) = & \left[\theta_L \frac{\rho_L^k(y)}{\rho_L^k} + \theta_H \frac{\rho_H^k(y)}{\rho_H^k} \right] \left[\rho_H^k \left(\widehat{1 + \lambda_H} \right) + \rho_L^k \left(\widehat{1 + \lambda_L} \right) \right] \\ & + \rho_H^k \rho_L^k \left[\theta_H \frac{\rho_H^k(y)}{\rho_H^k} - \theta_L \frac{\rho_L^k(y)}{\rho_L^k} \right] \left(\widehat{n}_H^k - \widehat{n}_L^k \right), \text{ for } k = \mathcal{R}, \mathcal{P}, \end{aligned} \quad (17)$$

where $\rho_q^k(y)$ is the fraction of consumers in country k with income y that buys a good with quality q and ρ_q^k is the fraction of all consumers in country k that buys a good with quality q . The term in the first line of (17) is a pure *cost-savings effect*, analogous to the scale effect in (13). The term in the second line of (17) is a pure *composition effect*, analogous to the similarly-named term in (13). The cost-savings effect benefits consumers at all levels of income; it reflects the fact that, for given relative numbers of effective brands of each quality, a fall in the cost of trade facilitates entry of new producers, which expands the range of available varieties and so the probability that a consumer will find one especially to his liking. The composition effect impacts different income classes differently. An expansion in the effective variety of high-quality goods relative to the effective variety of low-quality goods benefits those who are more likely to consume a high-quality product but harms those who are more likely to consume a low-quality product; and, of course, the likelihood of consuming a high-quality good rises with income.

Let us return to the effects of a reduction in trade costs. Consider first a decline in the cost of transporting high-quality goods. As we have seen, such a decline in τ_H expands the effective number of high-quality brands in each country, while contracting the effective number of low-quality brands. The cost-savings effect benefits all consumers. Since $\theta_H > \theta_L$, the composition effect must benefit the average member of the highest income group in each economy, but it may harm the average member of the lowest income group. It follows that a fall in τ_H augments the average welfare of the wealthiest consumers in each country, but may bring harm to income groups below some critical level.²⁵

Other reductions in trade costs can be analyzed similarly. For example, declines in τ_H and τ_L that increase $1 + \lambda_H$ and $1 + \lambda_L$ by the same proportions must benefit all income groups if the dissimilarity parameters are almost the same for the two classes of goods; if, however, the high-quality goods are much more dissimilar as a group than the low-quality goods, such an equiproportionate increase in $1 + \lambda_H$ and $1 + \lambda_L$ must benefit the highest income group in each country but can harm the poor.

Our analysis also sheds lights on the distribution of the gains from trade. The autarky equilibrium for either country is the solution to (15) with $\lambda_H = \lambda_L = 0$. The effects of trade can be found by integrating the increases in λ_H and λ_L from zero to their actual levels. This generates a cost-savings effect that benefits all consumers. It also generates a composition effect that may

²⁵There must be some income groups that gain from a reduction in τ_H . To see this, suppose the opposite were true. Then, the left-hand side of (15) increases for $q = L$ inasmuch as the numerator increases at every y (because \tilde{n}_L falls) and the denominator falls at every y (because average welfare has been assumed to fall). But the right-hand side of (15) is unchanged, which contradicts the requirement for equilibrium in the market for low-quality goods.

benefit some income groups at the expense of others. If the effective number of brands at both quality levels rises as a result of trade, then all consumers must gain. If the effective number of brands of some quality level declines, then income groups that buy this good with a probability that exceeds the economy-wide average may lose. Although trade may not benefit every income group, it always benefits some such groups.²⁶

We summarize our discussion of the distributional consequences of a reduction in trade costs in

Proposition 3 *In a trade equilibrium with incomplete specialization, a decline in the trade cost τ_q raises the effective number of brands of quality q and reduces the effective number of brands of quality q' , $q' \neq q$, in both countries. Any reduction in trade costs must benefit the average member of some income group. If, as a result of a reduction in trade costs, the effective number of high-quality (low-quality) varieties falls in some country, then the highest-income (lowest-income) groups in that country may lose.*

We conclude this section with numerical examples that illustrate some of the points we have made. Figure 1 shows a case in which all income groups gain from a fall in the transport cost for high-quality goods. To generate this figure, we have assumed that income in each country has a displaced Gamma distribution, with $y_{\min}^R = y_{\min}^P = 1$, $y_{\text{median}}^R \approx 5.15$, and $y_{\text{median}}^P \approx 2.38$.²⁷ In the

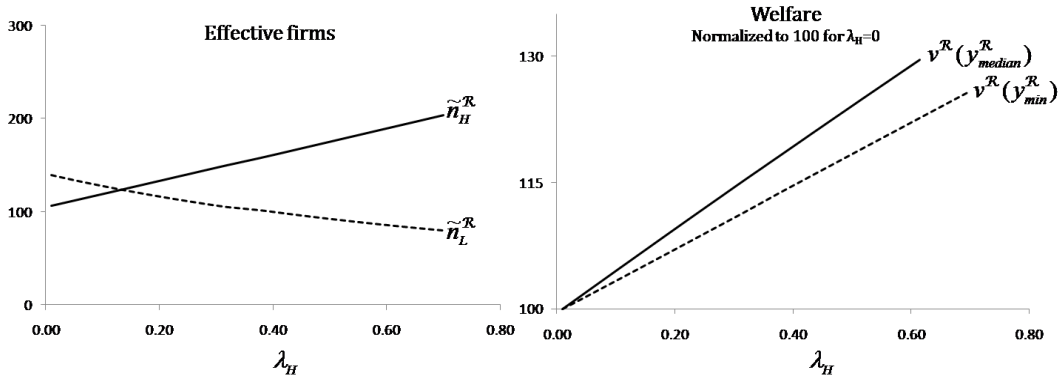


Figure 1: Increase in λ_H : All consumers gain

left-hand panel, the figure shows the effective numbers of high- and low-quality varieties in \mathcal{R} as λ_H is raised from zero to 0.8, while λ_L is held constant at 0.5.²⁸ The right-hand panel shows the average welfare among those with the lowest income in \mathcal{R} and among those with the median income there. In drawing the figure, we have normalized the (average) welfare level for each income group to equal 100 when $\lambda_H = 0$. The rich gain proportionately more than the poor from a fall in τ_H

²⁶The proof of this statement follows along similar lines to that used in footnote 25.

²⁷The example takes $N^R = N^P = 1000$, $H = 1.05$, $L = 0.9$, $\theta_H = 0.7$, $\theta_L = 0.5$, $\lambda_L = 0.5$, $f_H = 5$, $f_L = 1.5$, $c_H = 0.3$, and $c_L = 0.05$. The distributions of income are such that $y - 1$ has a Gamma distribution in each country, with a coefficient of variation equal to 1 in each case. We take the scale parameter in \mathcal{R} to be 6 and that in \mathcal{P} to be 2, so that mean incomes are 7 and 3, respectively.

²⁸For $\lambda_H > 0.8$ in this example, \mathcal{P} specializes in the production of low-quality goods.

thanks to the composition effect that reflects the rise in the effective variety of high-quality goods and the fall in the effective variety of low-quality goods. Nonetheless, even the poorest consumers benefit from a fall in transport costs in this case. The figures for the poor country \mathcal{P} (not shown) are qualitatively similar.

Figure 2 illustrates the possibility of distributional conflict. This figure uses the same distributions of income in the two countries as above, but it depicts a case in which the high-quality products are less differentiated (and the low-quality products more so) than before, so that the composition effect is more damaging to the poor.²⁹ Here, the median income group in country \mathcal{R} gains from a reduction in the cost of trading high-quality goods, but the lowest income group in \mathcal{R} loses. Again, the figures for the poor country look qualitatively similar.

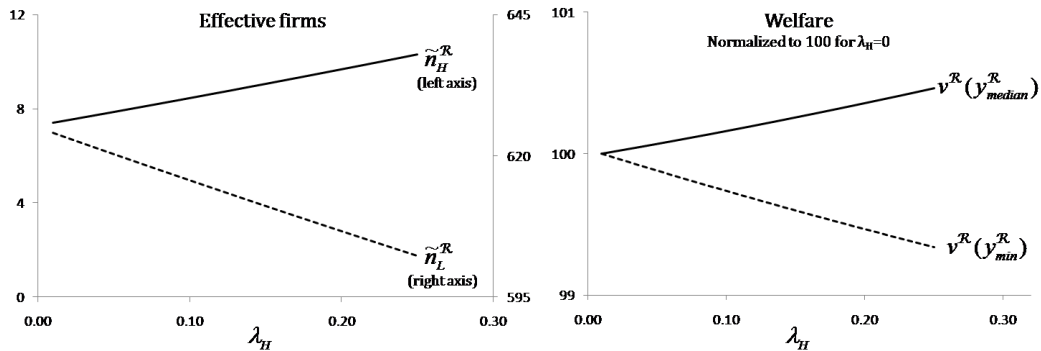


Figure 2: Increase in λ_H : Rich gain but poor lose

Finally, Figure 3 illustrates the patterns of specialization for different values of λ_H and λ_L . The figure is drawn for the same parameters as underlie Figure 1. In this case, the countries are similar in size but consumers in \mathcal{R} are richer than their counterparts in \mathcal{P} . When both trading costs are reasonably large, so that λ_H and λ_L are small, both countries are incompletely specialized, much as they are in autarky. A sufficient reduction in the cost of trading the high-quality goods, holding λ_L fixed at a reasonably low level, generates an equilibrium in which the poor country \mathcal{P} produces only low-quality goods, while the rich country \mathcal{R} produces both high- and low-quality goods. Similarly, a sufficient reduction in the cost of trading low-quality goods, holding λ_H at a reasonably low level, results in an equilibrium in which \mathcal{R} produces only high-quality goods while \mathcal{P} produces goods in both quality classes. If the cost of transporting both goods is sufficiently small, each class of goods is produced in a single location. We study this latter type of equilibrium in greater depth in the next section.

²⁹The parameters for Figure 2 are $N^{\mathcal{R}} = N^{\mathcal{P}} = 1000$, $H = 0.9$, $L = 0.75$, $\theta_H = \theta_L = 0.6$, $\lambda_L = 0.5$, $f_H = 20$, $f_L = 1.5$, $c_H = 0.3$, and $c_L = 0.05$.

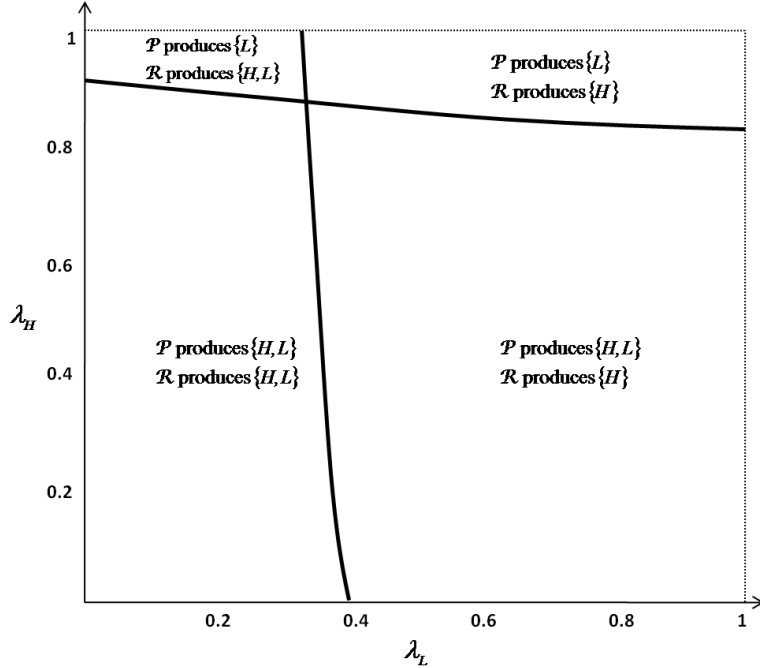


Figure 3: Patterns of specialization

5 Trade with Specialization

In a trade equilibrium, high transport costs allow firms in each country to enter profitably in both quality segments of the market for differentiated products. Even if there are relatively many foreign producers of a given quality level, local firms can enter to sell to local customers thanks to the protection afforded by the high shipping costs. As we have seen, when λ_H and λ_L are sufficiently close to zero, the trade equilibrium is characterized by incomplete specialization in both countries.

As transport costs fall, it becomes more difficult for firms in a smaller market to overcome the disadvantage of their lesser local demand. Eventually, as λ_q rises toward one, the number of producers of quality q in some country must fall to zero, as is implied by equation (16). For still smaller transport costs, all of the varieties with quality q are produced in a single country. In this section, we study trade equilibria with specialization of this sort. We are particularly interested in the limiting equilibrium, as transport costs approach zero. We will see that this equilibrium is unique and has a readily understood pattern of trade. Before beginning this analysis, however, it will prove useful to have a brief discussion of the integrated equilibrium, when transport costs for both quality levels are literally zero.

5.1 The Integrated Equilibrium

Suppose that $\tau_H = \tau_L = 0$, so that $\lambda_H = \lambda_L = 1$. With no supply-side sources of comparative advantage, there is nothing in our model to pin down the location of production. Factor-price equalization and zero transport costs means that the different goods can be produced in various

combinations in the two countries, without consequence for any aggregate variables or anyone's welfare level. Although we cannot say anything about the pattern of trade, we can nonetheless characterize the integrated equilibrium in terms of the total numbers of brands of each quality that are produced and the average welfare of the different income groups.

In the absence of trade costs, the effective number of varieties with quality q is the same in both countries; i.e., $\tilde{n}_q^{\mathcal{R}} = \tilde{n}_q^{\mathcal{P}} = n_q^{\mathcal{R}} + n_q^{\mathcal{P}}$ for $q = H, L$. We can solve for these aggregate numbers of varieties using the autarky equilibrium conditions for an economy with population $N^{\mathcal{R}} + N^{\mathcal{P}}$ and an income distribution that is the composite of the separate distributions in the two countries. This gives \bar{n}_H and \bar{n}_L , the aggregate numbers of high- and low-quality products, respectively, that are produced in the integrated global economy. Armed with these variables, we can calculate aggregate demand in country k for a typical brand with quality q , which we denote by \bar{d}_q^k . That is,

$$\bar{d}_q^k = \frac{N^k}{\bar{n}_q} \mathbb{E}^k \left[\frac{(\bar{n}_q)^{\theta_q} \phi_q(y)}{\sum_{q \in Q} (\bar{n}_q)^{\theta_q} \phi_q(y)} \right]. \quad (18)$$

The impact of trade with zero transport costs on the welfare of an income group y in country k reflects a scale effect and a composition effect, as before. The scale effect—which arises because the integrated economy has a larger population than either separate economy—works to the benefit of all income groups in both countries. The composition effect benefits the high-income groups in country k if the relative number of high-quality brands in the integrated equilibrium exceeds the relative number of high-quality brands in the country's autarky equilibrium. Otherwise, the composition effect benefits the low-income groups in country k . The effect of an opening of trade on the relative numbers of brands of the different qualities levels reflects both the biased nature of growth due to $\theta_H > \theta_L$, and the demand effects of a change in income distribution from one with the properties of the local economy to one with the properties of the global economy.

5.2 Trade Equilibrium with Small (but Positive) Trade Costs

Now we are ready to characterize the trade equilibrium when transport costs are positive but small. If a firm producing quality q in country k is to break even, it must attain total worldwide sales of $x_q = f_q q / \theta_q$. Each firm's sales comprise its home sales— d_q^k for a firm in country k —and its export sales, which are a fraction λ_q of the domestic sales of a foreign firm. For firms producing quality q to achieve the break-even volume of sales in both countries given the required relationship between the home sales of one and the export sales of the other requires that domestic sales be common to the two countries; i.e., $d_q^{\mathcal{R}} = d_q^{\mathcal{P}}$, as we have noted before.

But note that the aggregate demand in country k for a typical variety with quality q approaches \bar{d}_q^k as transport costs go to zero. The aggregate demands of the integrated equilibrium are given by (18) and are uniquely determined by parameters of the world economy. Only exceptionally will it happen that $\bar{d}_q^{\mathcal{R}} = \bar{d}_q^{\mathcal{P}}$ for $q = H$ or $q = L$. In other words, only exceptionally will it happen that firms in both countries producing a given quality can break even when transport costs are

sufficiently small. Otherwise, goods of a particular quality are produced in a single country, while a potential entrant at that quality level in the other country finds insufficient demand (at its optimal price) to cover its fixed costs.³⁰

Which country produces each class of goods when trade costs are small? To answer this question, we look at national demands for products of a given quality in the integrated equilibrium. Suppose, for example that $\bar{d}_q^{\mathcal{R}} > \bar{d}_q^{\mathcal{P}}$ for products of quality q ; that is, the typical producer of a good with quality q makes greater sales in country \mathcal{R} than in country \mathcal{P} . With positive trade costs and optimal pricing, each firm's exports are a fraction of sales by a local producer in the destination market. It follows that when transport costs are sufficiently small, profits per firm for a producer of a brand with quality q in country \mathcal{R} must exceed those for a producer of that quality in country \mathcal{P} .³¹ More generally, all production of goods with quality q takes place in the country with the larger domestic market for goods of that quality in the integrated equilibrium. We summarize in

Proposition 4 *Suppose $\bar{d}_q^k > \bar{d}_q^\ell$ for $q \in \{H, L\}$; $k, \ell = \mathcal{R}, \mathcal{P}$; and $\ell \neq k$. Then, for τ_H and τ_L sufficiently close to zero, all goods of quality q are produced in country k .*

Let us apply Proposition 4 to some special cases that we have considered previously. Suppose, for example, that $G^{\mathcal{R}} = G^{\mathcal{P}}$ and $N^{\mathcal{R}} > N^{\mathcal{P}}$; i.e., the countries share the same income distribution but differ in size. Then, by (18), $\bar{d}_H^{\mathcal{R}} > \bar{d}_H^{\mathcal{P}}$ and $\bar{d}_L^{\mathcal{R}} > \bar{d}_L^{\mathcal{P}}$, so the larger country produces and exports all varieties of both the high-quality and low-quality differentiated products. Now suppose instead that $N^{\mathcal{R}} = N^{\mathcal{P}}$ while $G^{\mathcal{R}}(\cdot)$ first-order stochastically dominates $G^{\mathcal{P}}(\cdot)$. Then $\bar{d}_H^{\mathcal{R}} > \bar{d}_H^{\mathcal{P}}$ and $\bar{d}_L^{\mathcal{R}} < \bar{d}_L^{\mathcal{P}}$, so the richer country produces all of the high-quality goods while the poorer country produces all of the low-quality goods. We record these results in

Corollary 1 *Suppose that transport costs are small. (i) If $G^{\mathcal{R}}(y) = G^{\mathcal{P}}(y)$ for all y and $N^{\mathcal{R}} > N^{\mathcal{P}}$, then $n_H^{\mathcal{P}} = n_L^{\mathcal{P}} = 0$ and only \mathcal{R} produces and exports goods of quality H and L . (ii) If $N^{\mathcal{R}} = N^{\mathcal{P}}$ and $G^{\mathcal{R}}(y) < G^{\mathcal{P}}(y)$ for all y , then $n_H^{\mathcal{P}} = n_L^{\mathcal{R}} = 0$, only \mathcal{R} produces and exports goods of quality H , and only \mathcal{P} produces and exports goods of quality L .*

We can also readily examine the effects of a fall in trading costs in an equilibrium with specialization by quality level. Suppose, for example, that only \mathcal{R} produces high-quality goods while only

³⁰In the literature on the New Economic Geography, it is common to have diversification for high transport costs but specialization for low transport costs. In these models, if the locations have no inherent productivity or cost advantages, the equilibrium with zero transport costs is indeterminate; see, for example, Rossi-Hansberg (2005). More generally, Krugman (1991a, 1991b) was the first to point out an inverted-U shaped relationship between specialization and transport costs when the various locations have inherent advantages. See Aiginger and Rossi-Hansberg (2006) for a fuller discussion of this issue.

³¹That is, for λ_q close to one,

$$\pi_q^{\mathcal{R}} \approx \frac{\theta_q}{q} \left(\bar{d}_q^{\mathcal{R}} + \lambda_q \bar{d}_q^{\mathcal{P}} \right) - f_q$$

and

$$\pi_q^{\mathcal{P}} \approx \frac{\theta_q}{q} \left(\lambda_q \bar{d}_q^{\mathcal{R}} + \bar{d}_q^{\mathcal{P}} \right) - f_q$$

so $\bar{d}_q^{\mathcal{R}} > \bar{d}_q^{\mathcal{P}}$ implies $\pi_q^{\mathcal{R}} > \pi_q^{\mathcal{P}}$, where π_q^k is the net profit of a typical producer of quality q in country k .

\mathcal{P} produces low-quality goods, as when the countries are of similar size and the income distribution in \mathcal{R} first-order stochastically dominates that in \mathcal{P} . Since every consumer buys one unit of the differentiated product of some quality level or another,

$$n_L x_L + n_H x_H = N^{\mathcal{R}} + N^{\mathcal{P}}, \quad (19)$$

where n_q is the equilibrium number of varieties of quality q , all produced in \mathcal{R} for $q = H$ and all produced in \mathcal{P} for $q = L$, and x_q is the break-even quantity of sales per firm for producers of goods with quality q as before. This linear relationship implies that a change in trade costs that induces entry at one quality level in the country where that quality is produced also forces exit of producers of the other quality level, in the other country.

Next we can use (14) to calculate per capita domestic sales for each type of firm, recognizing that $\tilde{n}_H^{\mathcal{R}} = n_H$, $\tilde{n}_L^{\mathcal{R}} = \lambda_L n_L$, $\tilde{n}_H^{\mathcal{P}} = \lambda_H n_H$, and $\tilde{n}_L^{\mathcal{P}} = n_L$. Also, export sales per firm are $(N^{\mathcal{P}} - n_L d_L^{\mathcal{P}}) / n_H$ for a typical producer of a high-quality good in \mathcal{R} and $(N^{\mathcal{R}} - n_H d_H^{\mathcal{R}}) / n_L$ for a typical producer of a low-quality good in \mathcal{P} . The fact that total sales by each type of firm must attain the break-even level gives us two more equations for n_H and n_L , one of which is redundant given (19).³²

Suppose now that the cost of transporting high-quality goods falls. This shifts demand toward the (imported) high-quality products in \mathcal{P} , without affecting demands in \mathcal{R} (at the initial numbers of brands). The shift in the composition of demand induces additional entry by producers of high-quality goods in \mathcal{R} , while some producers of low-quality goods in \mathcal{P} are forced to exit the market. Then, in both countries, the effective number of high-quality brands rises while the effective number of low-quality brands falls. From (17), we see that the wealthiest consumers in both countries must gain, while the poorest consumers in both countries may gain or lose. The consequences of a reduction in the cost of shipping low-quality goods are analogous—the variety of low-quality goods expands and that of high-quality goods contracts in each country, to the benefit of poor consumers and the possible detriment of those who are well-off.

6 Commercial Policy

We turn to the impact of commercial policy. With fixed markups over delivered costs, tariffs do not alter the terms of trade. All welfare effects of tariffs emanate from the induced entry and exit of firms producing at different quality levels and from the shifts in the distribution of income that result from the disposition of tariff revenue.

The novel effects of tariffs in our model are well illustrated in a simple setting in which transportation costs are positive but close to zero and each quality class is produced in only one country. We assume that \mathcal{R} produces all varieties of high-quality products while \mathcal{P} produces all varieties of low-quality products and examine a specific tariff of t per unit that is introduced in country \mathcal{R} .³³

³²Details of these equations and their comparative statics can be found in the appendix.

³³In this setting with specialization, a tariff on all imports in country \mathcal{R} is indistinguishable from a tariff on imports

In this setting with non-homothetic demands, the manner of redistribution of government revenues influences the effects of tariffs on aggregate demand. For concreteness, we assume that tariffs are redistributed to consumers on an equal per-capita basis. Each consumer receives additional income of $r = tn_L d_L^{\mathcal{R}}/N^{\mathcal{R}}$, where $d_L^{\mathcal{R}}$ is the aggregate demand for a typical (imported) low-quality product in country \mathcal{R} .

A tariff raises the relative price of low-quality goods in country \mathcal{R} . Considering both the price hike and the redistributed proceeds, (4) implies that the aggregate demand for a typical low-quality product there becomes

$$d_L^{\mathcal{R}} = \frac{N^{\mathcal{R}}}{n_L} \mathbb{E}^{\mathcal{R}} \left[\frac{(n_L)^{\theta_L} \phi_L(y) e^{(r-t)L}}{(n_L)^{\theta_L} \phi_L(y) e^{(r-t)L} + (n_H)^{\theta_H} \phi_H(y) e^{rH}} \right].$$

The per capita demand for a typical high-quality product in \mathcal{R} is

$$d_H^{\mathcal{R}} = \frac{N^{\mathcal{R}}}{n_H} \mathbb{E}^{\mathcal{R}} \left[\frac{(n_H)^{\theta_H} \phi_H(y) e^{rH}}{(n_L)^{\theta_L} \phi_L(y) e^{(r-t)L} + (n_H)^{\theta_H} \phi_H(y) e^{rH}} \right].$$

Note that $r = tn_L d_L^{\mathcal{R}}/N^{\mathcal{R}} = t\rho_L^{\mathcal{R}} > 0$, while $r-t = -t(1 - \rho_L^{\mathcal{R}}) < 0$, so the tariff-cum-redistribution shifts demand in \mathcal{R} from low-quality goods to high-quality goods, for given numbers of each type of product. Consequently, the tariff induces entry of firms producing high-quality goods in \mathcal{R} and exit by firms producing low-quality goods in \mathcal{P} .

How does the tariff affect the welfare of different income groups in country \mathcal{R} ? The average welfare of individuals with income y in country \mathcal{R} can be written analogously to (12) as

$$v^{\mathcal{R}}(y) = n_H^{\theta_H} \phi_H(y) e^{rH} + n_L^{\theta_L} \phi_L(y) e^{(r-t)L}.$$

Differentiating the expression for $v^{\mathcal{R}}(y)$ at $t = 0$ and using (19) and the market-clearing condition, $n_q x_q = \rho_q^{\mathcal{R}} N^{\mathcal{R}} + \rho_q^{\mathcal{P}} N^{\mathcal{P}}$, we can express the impact of a small tariff on the average welfare of those with income y in country \mathcal{R} as

$$\hat{v}^{\mathcal{R}}(y)|_{t=0} = \bar{\rho}_H \bar{\rho}_L \left[\theta_H \frac{\rho_H^{\mathcal{R}}(y)}{\bar{\rho}_H} - \theta_L \frac{\rho_L^{\mathcal{R}}(y)}{\bar{\rho}_L} \right] (\hat{n}_H - \hat{n}_L) + \rho_H^{\mathcal{R}} \rho_L^{\mathcal{R}} \left[\frac{\rho_H^{\mathcal{R}}(y)}{\rho_H^{\mathcal{R}}} H - \frac{\rho_L^{\mathcal{R}}(y)}{\rho_L^{\mathcal{R}}} L \right] dt \quad (20)$$

where $\bar{\rho}_q = n_q x_q / (N^{\mathcal{R}} + N^{\mathcal{P}})$ is the fraction of consumers worldwide who buy a differentiated product with quality q . The right-hand side of (20) combines two terms, a *composition effect* and a *redistribution effect*. The composition effect should be familiar. It reflects the rise in the number of high-quality varieties and the fall in the number of low-quality varieties induced by the tariff. The richest income group in \mathcal{R} buys a greater fraction of high-quality goods and a smaller fraction of low-quality goods than the average consumer in the world economy; i.e., $\rho_H^{\mathcal{R}}(y_{\max}) > \bar{\rho}_H$ and $\rho_L^{\mathcal{R}}(y_{\max}) < \bar{\rho}_L$. Therefore, since $\theta_H > \theta_L$, the composition effect certainly benefits the richest of low-quality goods.

income group in country \mathcal{R} . However, the poorest income group in that country may well lose from the change in the composition of differentiated products.

The redistribution effect reflects the transfers of income implied by the lump-sum redistribution of tariff revenues. The tariff transfers income from those who chose to purchase an imported, low-quality product to those who choose to purchase a domestic, high-quality product. The rich are more likely to buy a high-quality product than the poor, so they are most likely to benefit from these transfers. Indeed, for the richest income group, $\rho_H^{\mathcal{R}}(y_{\max}) > \rho_H^{\mathcal{R}}$ and $\rho_L^{\mathcal{R}}(y_{\max}) < \rho_L^{\mathcal{R}}$ and the members of this group must gain on average from the redistribution effect as well. But notice that the redistribution effect might also benefit the poor, since $H > L$. This is because the tariff transfers income from those in any income class who happen to prefer one of the low-quality varieties to those in that same class who happen to prefer one of the high-quality varieties. The latter group has a higher marginal utility of income due to the complementarity in preferences between quality of the differentiated good and quantity of the numeraire good. If the quality difference between differentiated products is large, it may be that $[\rho_H^{\mathcal{R}}(y_{\min})/\rho_H^{\mathcal{R}}]H > [\rho_L^{\mathcal{R}}(y_{\min})/\rho_L^{\mathcal{R}}]L$, in which case the redistribution effects of a small tariff serves to benefit even the poorest income group in \mathcal{R} . Indeed, the combined composition and redistribution effect can be positive for those with income y_{\min} , in which case a tariff would raise the average welfare of every income group in \mathcal{R} , despite the absence of any terms-of-trade improvement.³⁴

7 Trade with Many Quality Levels and Many Countries

In this section, we extend our analysis of the trade pattern to the general case with many quality levels and many countries. In so doing, we are able to make contact with the empirical evidence on vertical specialization cited in the Introduction, much of which bears on a country's relative exports to different markets or its relative imports from different suppliers. To address such issues, we need to examine a setting with more than two countries.

We now assume that there is an arbitrary set Q of quality levels indexed by q and K countries indexed by k . We suppose that all countries are of equal size and normalize their populations so that $N^k = 1$ for $k = 1, 2, \dots, K$. By neglecting variation in country size, we can focus on differences in the level and distribution of income without invoking a taxonomy of cases. Our key assumption in this section is that countries can be ordered unambiguously from poorest to richest. In particular, we will assume that the income distributions in any pair of countries k and k' satisfy the monotone likelihood ratio property (MLRP), namely

Assumption 2 If $k' > k$, then $\frac{g^{k'}(y')}{g^{k'}(y)} > \frac{g^k(y')}{g^k(y)}$ for all $y' > y \geq y_{\min}$,

where $g^k(y) \equiv dG^k(y)/dy$ is the probability density function for income in country k . In words, Assumption 2 says that when comparing any two countries and any two income levels, the richer

³⁴ A small tariff raises the average welfare of all income groups, for example, when the parameters take the values that were used to generate Figure 1.

country (with the higher country index) has relatively more consumers at the higher level of income. This is a somewhat stronger assumption on the ordering of income distributions than that of first-order stochastic dominance—which we used in the preceding sections—but we shall need it for the statements that follow.

The trading environment is a straightforward extension of the closed-economy model described in Sections 2 and 3. All countries share the same technologies and the same distributions of consumer preferences over varieties. All exports of goods of quality q incur a per-unit shipping cost of τ_q , regardless of source or destination. These shipping costs give rise to an “adjustment” parameter $\lambda_q = e^{-q\tau_q/\theta_q}$ such that the effective variety of goods of quality q in country k is given by

$$\tilde{n}_q^k = n_q^k + \lambda_q \sum_{\ell, \ell \neq k} n_q^\ell, \quad q \in Q, k, \ell = 1, \dots, K. \quad (21)$$

In country k , the aggregate demand for a local variety with quality q is

$$d_q^k = \frac{1}{\tilde{n}_q^k} \mathbb{E}^k \left[\frac{(\tilde{n}_q^k)^{\theta_q} \phi_q(y)}{\sum_{\omega \in Q} (\tilde{n}_\omega^k)^{\theta_\omega} \phi_\omega(y)} \right], \quad q \in Q, k = 1, \dots, K, \quad (22)$$

while purchases of a typical imported variety with this quality are $\lambda_q d_q^k$. We denote the right-hand side of (22) by $\Gamma_q^k(\tilde{\mathbf{n}}^k)$, where $\tilde{\mathbf{n}}^k$ is the vector of effective varieties available in country k with typical element \tilde{n}_q^k . An important property of these aggregate demands is captured in the following lemma.³⁵

Lemma 1 *Under Assumption 2, the function $\Gamma_q^k(\tilde{\mathbf{n}})$ is log supermodular in (q, k) , so that*

$$\frac{\Gamma_{q'}^{k'}(\tilde{\mathbf{n}})}{\Gamma_q^{k'}(\tilde{\mathbf{n}})} > \frac{\Gamma_{q'}^k(\tilde{\mathbf{n}})}{\Gamma_q^k(\tilde{\mathbf{n}})} \text{ for all } k' > k \text{ and } q' > q.$$

The lemma says that if the same effective variety is available in two countries, the relative demand for the higher quality goods will be greater in the richer country.³⁶ This property of the demand system puts a great deal of structure on the home-market effects, which in turn guide the trade patterns in a world economy satisfying the MLRP in incomes.

As before, we consider in turn the two extreme possibilities concerning the size of transport costs. First, we assume that trading costs are sufficiently large that all quality levels are produced in every country. Then we assume that trading costs are sufficiently small that every quality level is produced in only one country. In each of these cases, we are able to derive strong predictions about the bilateral trade flows that mirror patterns found in the data.

³⁵The proof, which relies on Lemma 2 in Athey (2002) that is originally due to Ahlswede and Daykin (1978), is given in the appendix.

³⁶Note that this statement does not rely on the countries being of equal size. That is, we could instead define $\Gamma_q^k(\tilde{\mathbf{n}})$ as the right hand side of (22) multiplied by N^k , and the inequality cited in the lemma would still apply.

7.1 Large Transport Costs

We know, as before, that all qualities are produced in every country in the autarky equilibrium. Such a pattern of diversified production also obtains in a trade equilibrium when transport costs are sufficiently high. We examine now an equilibrium in which every country produces some varieties in all quality segments.

If production of quality q takes place in country k , then total sales by firms in this country must match the break-even quantity, $x_q = f_q q / \theta_q$. This implies, as in the case with two countries, that all firms producing quality q make the same local sales and the same export sales (in total, and in each individual market), no matter where in the world they are located.³⁷ In the bilateral trade between country k and country k' , the latter will be a net exporter of varieties of quality q if and only if there are more varieties with this quality produced in k' than in k ; i.e., if and only if $n_q^{k'} > n_q^k$. But it is straightforward to show, as we did for the case of two countries, that $n_q^{k'} > n_q^k$ if and only if $\tilde{n}_q^{k'} > \tilde{n}_q^k$.³⁸ To find the pattern of bilateral trade between any pair of countries for any quality level, we need only find which country enjoys a larger effective number of varieties in the trade equilibrium.

In the appendix we establish the following lemma concerning the relative effective variety of two different quality levels available in any pair of countries.

Lemma 2 *Suppose that some varieties of q and q' are produced in countries k and k' . Then, under Assumptions 1 and 2,*

$$\frac{\tilde{n}_{q'}^{k'}}{\tilde{n}_q^{k'}} > \frac{\tilde{n}_{q'}^k}{\tilde{n}_q^k} \text{ for } k' > k \text{ and } q' > q.$$

The lemma says that a relatively greater effective number of varieties of a higher-quality good is consumed in a richer country than in a poorer country. Intuitively, if the effective variety were the same in the two countries, then by Lemma 1, the richer country would have the relatively larger domestic market for the higher-quality product. This would mean that producers of the higher-quality good could make relatively greater profits in the richer country than in the poorer country thanks to their savings on transport costs. But this implies that there would be incentives for entry of suppliers of the higher quality good in the richer country or incentives for entry of suppliers of the lower quality good in the poorer country. Of course, in equilibrium, all firms must make

³⁷The break-even conditions require

$$d_q^k + \lambda_q \sum_{\ell, \ell \neq k} d_q^\ell = x_q \text{ for } q \in Q \text{ and } k, \ell = 1, \dots, K.$$

This implies

$$d_q^k = \frac{x_q}{1 + \lambda_q (K - 1)} \text{ for all } q \in Q \text{ and all } k = 1, \dots, K.$$

A producer of some variety of quality q in country k exports $\lambda_q d_q^\ell = \lambda_q d_q^k$ units of this good to every foreign market.

³⁸From the definition of effective variety in k and k' given in (21), subtraction yields

$$n_q^{k'} - n_q^k = \frac{1}{1 - \lambda_q} (\tilde{n}_q^{k'} - \tilde{n}_q^k) \text{ for all } k \text{ and } k' \text{ and for all } q \in Q.$$

zero profits in all market segments and locations. Under Assumption 1, which ensures that higher quality goods also are more dissimilar, the relative incentives for entry at $\tilde{\mathbf{n}}^k = \tilde{\mathbf{n}}^{k'}$ are mirrored in the relative effective numbers of varieties in the trade equilibrium.

Now we can describe the bilateral trade pattern between k and k' . Suppose that country k' has positive net exports of goods with quality q in its trade with country k . This requires, as we have seen, that there be more effective varieties of q consumed in k' than in k ; i.e., $\tilde{n}_q^{k'} > \tilde{n}_q^k$. But then Lemma 2 implies that the richer country also consumes more effective variety of quality q' for $q' > q$ than does the poorer country, which in turn implies that the richer country also has positive net exports of quality q' in its trade with the poorer country. More formally, we have

Proposition 5 *Suppose that all countries are of equal size and all quality levels are produced in all countries. Then, under Assumptions 1 and 2, for every pair of countries k and k' , $k' > k$, there exists a quality level $q^*(k, k')$ such that country k' exports on net to country k all goods with quality greater than or equal to $q^*(k, k')$ and imports on net all goods with quality less than $q^*(k, k')$.*

Proposition 5 generalizes part ii of Proposition 2 to the case of many countries and many quality levels. It provides sufficient conditions under which a richer country has positive net exports of all the highest quality goods and positive net imports of all the lowest quality goods, in its bilateral trade with a poorer country.

Proposition 5 implies that the average quality of a country's exports is increasing in k , in keeping with the findings by Schott (2004) and Hummels and Klenow (2005). In fact, the proposition offers a stronger prediction; it suggests that in all bilateral trades, the basket of goods that a richer country exports to a poorer country should be of higher average quality than the basket of goods that flow in the opposite direction.

7.2 Small Transport Costs

We now consider the opposite extreme case in which transport costs are quite small. As we know, if two countries both produce varieties in the same quality segment, then firms in each country must make the same domestic sales.³⁹ But, in the limit as the vector of transport costs becomes vanishingly small, the domestic sales of each firm approach those of the integrated equilibrium. Only exceptionally will the aggregate demands for a given quality level coincide in two countries in the integrated equilibrium. It follows that, generically, varieties of a given quality level are only produced in one country in a trade equilibrium with small transport costs. Moreover, even allowing for exceptional income distributions, any two countries can produce at most one quality level in common.⁴⁰

³⁹The argument is the same as in footnote 37.

⁴⁰Suppose, to the contrary that countries k and k' both produce varieties of quality q and q' . Then $d_q^k = d_q^{k'}$ and $d_{q'}^k = d_{q'}^{k'}$. In the limit, as all transport costs vanish ($\lambda_q \rightarrow 1$ for all q) this implies $\Gamma_q^k(\bar{\mathbf{n}}) = \Gamma_q^{k'}(\bar{\mathbf{n}})$ and $\Gamma_{q'}^k(\bar{\mathbf{n}}) = \Gamma_{q'}^{k'}(\bar{\mathbf{n}})$, where $\bar{\mathbf{n}}$ is the vector of total varieties in the integrated equilibrium. But this pair of equalities contradicts Lemma 1, so the two countries cannot in fact share in production of these two quality levels.

Which quality levels are produced in which countries? The answer is provided in the following proposition, the proof of which appears in the appendix.

Proposition 6 *Suppose that all countries are of equal size and each quality level is produced in only one country. Then, under Assumption 2, if country k produces quality q and country $k' > k$ produces quality q' , then $q' > q$.*

The proposition does not rule out the possibility that some countries produce more than one quality level or that others produce none at all. But it does indicate that the higher the quality level of a product, the richer is the country that produces it. The result follows from the home-market effect, which, as in the case with two countries, becomes overwhelmingly strong as transport costs go to zero. Production of a good is concentrated in the country that has the largest home market and richer countries have larger markets than poorer countries for higher quality goods.

Proposition 6 has strong implications for the trade flows. First, the pattern of specialization implies immediately that every country imports higher quality goods from richer countries. This is consistent with the findings by Schott (2004), Khandelwal (2010) and Hallak and Schott (2011) of a positive correlation between the quality of goods imported by the United States and the per capita GDP of the exporting country. Second, richer countries import relatively more from countries that produce goods of higher quality. This result, which is in keeping with the empirical evidence provided by Hallak (2006), follows from the fact that, when transport costs are small, the relative demand for a higher quality good must be greater in a richer country, as indicated in Lemma 1. Third, suppose that a country exports goods in two quality segments, q and q' , with $q' > q$. This country will export relatively more of the higher quality goods to the richer market. This too follows from Lemma 1 which implies that, when transport costs are small, the relative demand for the higher quality good must be greater in the richer country. More formally, we have established

Proposition 7 *Suppose that $k' > k$ and that transport costs are vanishingly small. Under Assumption 2, if countries k and k' import goods of quality q and q' with $q' > q$, then k' imports relatively more of quality q' .*

Notice that this proposition does not require that countries k and k' be of equal size, for the reason stated in footnote 36; i.e., the ordering of relative aggregate demands for alternative quality levels in two markets is independent of the sizes of those markets. Proposition 7 yields the following immediate corollary concerning a country's exports to multiple markets.

Corollary 2 *Suppose that transport costs are vanishingly small. If country k produces varieties in two quality segments, it exports relatively more of the higher-quality goods to a relatively richer market.*

Finally, consider a country that exports varieties of a given quality to two different markets. Controlling for the sizes of the importing countries, the exporter's sales are greater in the country

whose income ranking is more similar to its own.⁴¹ This prediction is in the spirit of the Linder hypothesis and the empirical evidence provided by Hallak (2010).

8 Concluding Remarks

We have developed a tractable model of trade in vertically and horizontally differentiated products. The model features discrete quality choices by consumers who differ in income levels and non-homothetic aggregate demands for goods of different qualities. The non-homotheticity in demand reflects a complementarity in individual preferences between the quality of the differentiated product and the quantity of a homogeneous good. Consumers have idiosyncratic components in their evaluations of the available varieties of the differentiated product. The distribution of taste parameters in the population generates a nested-logit system of product demands.

We have embedded such consumers in a simple, supply-side environment. Goods are produced from labor alone, with constant returns to scale in the homogeneous-good industry and fixed and constant-variable costs for the varieties of the differentiated products. The number of varieties at each quality level is determined by free entry in a monopolistically-competitive, general equilibrium. Transport costs impede trade between countries that differ in size and in their income distributions but are otherwise similar. In this setting, a large home market for goods of a given quality confers a competitive advantage to firms located there, which renders them as net exporters in the trade equilibrium.

Our model yields predictions about the pattern of trade that are consistent with the empirical evidence. For example, we find that, among countries of similar size, the richer countries export goods of higher average quality. This is in keeping with the empirical findings by Schott (2004) and Hummels and Klenow (2005). When trading costs are small, a country imports higher-quality goods from richer trading partners, as Schott (2004), Khandelwal (2010) and Hallak and Schott (2011) have found to be true in the U.S. bilateral trade data. When a country exports varieties of a given quality to two different markets of similar size, it exports a greater volume to the country whose income ranking is more similar to its own.

Our framework lends itself readily to welfare analysis. We can decompose the welfare impact on a particular income group of, for example, reductions in trading costs into a cost-savings effect and a composition effect. The former tends to benefit all consumers, whereas the latter—reflecting the induced change in the relative number of low- and high-quality products—often benefits consumers at one end of the income distribution at the expense of those at the other. We find that, in the absence of supply-side determinants of comparative advantage, trade between countries at different

⁴¹Suppose that $k'' > k' > k$ and consider the exports of k of some quality q to k' and k'' when transport costs are small. By Lemma 1,

$$\frac{d_q^{k'}}{d_{q'}^{k'}} > \frac{d_q^{k''}}{d_{q'}^{k''}}$$

where $q' > q$ is the quality of some varieties produced and exported only by country k' . Since q' is produced in k' but not in k'' , $d_q^{k'} > d_q^{k''}$. Therefore $d_q^{k'} > d_q^{k''}$; i.e., the market for goods of quality q must be larger in k' than in k'' . The same argument applies when $k > k' > k''$, once we note that $q > q'$ in this case.

levels of income tends to benefit on average the poorer consumers in the richer country and the richer consumers in the poorer country. These income groups gain from integration not only because imports provide a wider variety of choices, but also because trade shifts the composition of available products toward those goods that they are most likely to buy.

Our nested logit demand system is familiar from the empirical literature. For this reason, we believe that it would be possible to estimate key parameters of the model from data on household income and spending. Armed with such estimates, one could calculate the distributional implications of trade for different consumer groups.

Finally, our framework is simple enough to allow for extensions and variations. For example, it is straightforward to introduce direct foreign investment as an alternative means for firms to serve foreign markets. Then the model could shed light on the spread of Chinese and Indian multinational corporations to other developing countries (see Boston Consulting Group, 2006). We are pursuing such an extension in our ongoing research.

References

- [1] Ahlswede, Rudolf and Daykin, David E. (1978), “An Inequality for Weights of Two Families of Sets, their Unions and Intersections,” *Probability Theory and Related Fields* 43:3, 183-185.
- [2] Aiginger, Karl and Rossi-Hansberg, Esteban (2006), “Specialization versus Concentration: A Note on Theory and Evidence,” *Empirica* 33:4, 255-266.
- [3] Amiti, Mary (1998), “Inter-industry Trade in Manufactures: Does Country Size Matter?,” *Journal of International Economics* 44:2, 231-255.
- [4] Anderson, Simon P., De Palma, Andre and Thisse, Jacques-Francois (1992), *Discrete Choice Theory of Product Differentiation*, Cambridge MA: M.I.T. Press.
- [5] Athey, Susan (2002), “Monotone Comparative Statics under Uncertainty,” *Quarterly Journal of Economics* 117:1, 187-223.
- [6] Baldwin, Richard E. and Harrigan, James (2007), “Zeros, Quality and Space: Trade Theory and Trade Evidence,” NBER Working Paper No. 13214.
- [7] Bergstrand, Jeffrey H. (1990), “The Heckscher-Ohlin-Samuelson Model, The Linder Hypothesis and the Determinants of Bilateral Intra-Industry Trade,” *Economic Journal* 100:403, 1216-1229.
- [8] Ben-Akiva, Moshe E. (1973), *Structure of Passenger Travel Demand Models*, Ph.D. Dissertation, Massachusetts Institute of Technology.
- [9] Bills, Mark and Klenow, Peter J. (2001), “Quantifying Quality Growth,” *American Economic Review* 91:4, 1006-1030.
- [10] Boston Consulting Group (2006), *The New Global Challengers: How 100 Top Companies from the Rapidly Developing Economies are Changing the World*, Boston: The Boston Consulting Group.
- [11] Broda, Christian and Romalis, John (2009), “The Welfare Implications of Rising Price Dispersion,” manuscript.
- [12] Choi, Yo Chul, Hummels, David and Xiang, Chong (2009), “Explaining Import Quality: The Role of the Income Distribution,” *Journal of International Economics* 77:2, 265-275.
- [13] Dalgin, Muhammed, Trindade, Vitor and Mitra, Devashish (2008), “Inequality, Nonhomothetic Preferences, and Trade: A Gravity Approach,” *Southern Economic Journal* 74:3, 747-774.
- [14] Davis, Donald R. (1998), “The Home Market, Trade, and Industrial Structure,” *American Economic Review* 88:5, 1264-1276.

- [15] Davis, Donald R. and Weinstein, David E. (2003), "Market Access, Economic Geography and Comparative Advantage: An Empirical Test," *Journal of International Economics* 59:1, 1-23.
- [16] Eaton, Jonathan and Kortum, Samuel (2002), "Technology, Geography and Trade," *Econometrica* 70:5, 1741-1779.
- [17] Epifani, Paolo and Gancia, Gino (2006), "Increasing Returns, Imperfect Competition, and Factor Prices," *Review of Economics and Statistics* 88:4, 583-598.
- [18] Fieler, Ana Cecilia (2011), "Non-Homotheticity and Bilateral Trade: Evidence and a Quantitative Explanation," *Econometrica*, forthcoming.
- [19] Flam Harry and Helpman, Elhanan (1987), "Vertical Product Differentiation and North-South Trade," *American Economic Review* 77:5, 810-822.
- [20] Foellmi, Reto, Hopenstrick, Christian, and Zweimüller, Josef (2007), "Income Effects in the Theory of Monopolistic Competition and Trade," manuscript.
- [21] Gabszewicz, J. Jaskold and Thisse, Jacques-Francois. (1979), "Price Competition, Quality, and Income Disparities," *Journal of Economic Theory* 20:3, 340-359.
- [22] Gabszewicz, J. Jaskold and Thisse, Jacques-Francois (1979), "Entry (and Exit) in a Differentiated Industry," *Journal of Economic Theory* 22:2, 327-338.
- [23] Goldberg, Pinelopi K. (1995), "Product Differentiation and Oligopoly in International Markets: The Case of the U.S. Automobile Industry," *Econometrica* 63:4, 891-951.
- [24] Hallak, Juan Carlos (2006), "Product Quality and the Direction of Trade," *Journal of International Economics* 68:1, 238-265.
- [25] Hallak, Juan Carlos (2010), "A Product-quality View of the Linder Hypothesis," *Review of Economics and Statistics* 92:3, 453-466.
- [26] Hallak, Juan Carlos and Schott, Peter K. (2011), "Estimating Cross-Country Differences in Product Quality," *Quarterly Journal of Economics*, forthcoming.
- [27] Hallak, Juan Carlos and Sivadasan, Jagadeesh (2009), "Exporting Behavior under Quality Constraints," manuscript.
- [28] Hanson, Gordon C. and Xiang, Chong (2004), "The Home-Market Effect and Bilateral Trade Patterns," *American Economic Review* 94:4, 1108-1129.
- [29] Hummels, David and Klenow, Peter J. (2005), "The Variety and Quality of a Nation's Exports," *American Economic Review* 95:3, 704-723.
- [30] Hunter, Linda (1991), "The Contribution of Nonhomothetic Preferences to Trade," *Journal of International Economics* 30:3-4, 345-358.

- [31] Hunter, Linda and Markusen, James R. (1988), “Per-capita Income as a Determinant of Trade,” in Robert C. Feenstra (ed.), *Empirical Methods for International Trade*, Cambridge: MIT Press, 89–109.
- [32] Johnson, Robert C. (2008), “Trade and Prices with Heterogeneous Firms,” manuscript.
- [33] Khandelwal, Amit (2010), “The Long and Short (of) Quality Ladders,” *Review of Economic Studies* 77:4, 1450-1476.
- [34] Krugman, Paul R. (1980), “Scale Economies, Product Differentiation, and the Pattern of Trade,” *American Economic Review* 70:5, 950-959.
- [35] Krugman, Paul R. (1991a), *Geography and Trade*, Cambridge MA: The MIT Press.
- [36] Krugman, Paul R. (1991b), “Increasing Returns and Economic Geography,” *Journal of Political Economy* 99:3, 483–499.
- [37] Kugler, Maurice and Verhoogen, Eric (2011), “Prices, Plant Size, and Product Quality,” *Review of Economic Studies*, forthcoming.
- [38] Linder, Staffan Burenstam (1961), *An Essay on Trade and Transformation*, Stockholm: Almqvist and Wiksell.
- [39] Markusen, James R. (1986), “Explaining the Volume of Trade: An Eclectic Approach,” *American Economic Review* 76:5, 1002-1011.
- [40] Matsuyama, Kiminori (2000), “A Ricardian Model with a Continuum of Goods under Non-homothetic Preferences: Demand Complementarities, Income Distribution, and North-South Trade,” *Journal of Political Economy* 108:6, 1093-1120.
- [41] McFadden, Daniel (1978), “Modelling the Choice of Residential Location,” in A. Karlqvist, L. Lundqvist, F. Snickars and J. Weibull (eds.), *Spatial Interaction Theory and Planning Models*, Amsterdam: North Holland, 75-96.
- [42] Mitra, Devashish and Trindade, Vitor (2005), “Inequality and Trade,” *Canadian Journal of Economics* 38:4, 1253-1271.
- [43] Murphy, Kevin M. and Shleifer, Andrei (1997), “Quality and Trade,” *Journal of Development Economics* 53:1, 1-15.
- [44] Porto, Guido G. (2006), “Using Survey Data to Assess the Distributional Effects of Trade Policy,” *Journal of International Economics* 70:1, 140-160.
- [45] Rossi-Hansberg, Esteban (2005), “A Spatial Theory of Trade,” *American Economic Review* 95:5, 1461-1491.

- [46] Schott, Peter K. (2004), "Across-Product versus Within-Product Specialization in International Trade," *Quarterly Journal of Economics* 119:2, 647-678.
- [47] Shaked, Avner and Sutton, John (1982), "Relaxing Price Competition through Product Differentiation," *Review of Economic Studies* 49:1, 3-14.
- [48] Shaked, Avner and Sutton, John (1983), "Natural Oligopolies," *Econometrica* 51:5, 1469-1483.
- [49] Stokey, Nancy L. (1991), "The Volume and Composition of Trade Between Rich and Poor Countries," *Review of Economic Studies* 58:1, 63-80.
- [50] Train, Kenneth E. (2003), *Discrete Choice Methods with Simulation*, New York: Cambridge University Press.
- [51] Verboven, Frank (1996a), "The Nested Logit Model and Representative Consumer Theory," *Economic Letters* 50:1, 57-63.
- [52] Verboven, Frank (1996b), "International Price Discrimination in the European Car Market," *RAND Journal of Economics* 27:2, 240-268.
- [53] Verhoogen, Eric (2008), "Trade, Quality Upgrading, and Wage Inequality in the Mexican Manufacturing Sector," *Quarterly Journal of Economics* 123:2, 489-530.

9 Appendix

9.1 Proof of Proposition 1

The pair of equations in (11) implies

$$\frac{1}{x_L} \mathbb{E} \left[\frac{n_L^{\theta_L-1} \phi_L(y)}{n_L^{\theta_L} \phi_L(y) + n_H^{\theta_H} \phi_H(y)} \right] = \frac{1}{x_H} \mathbb{E} \left[\frac{n_H^{\theta_H-1} \phi_H(y)}{n_L^{\theta_L} \phi_L(y) + n_H^{\theta_H} \phi_H(y)} \right]$$

or

$$\mathbb{E} \left[\frac{\frac{1}{x_L} n_L^{\theta_L-1} \phi_L(y)}{n_L^{\theta_L} \phi_L(y) + n_H^{\theta_H} \phi_H(y)} - \frac{\frac{1}{x_H} n_H^{\theta_H-1} \phi_H(y)}{n_L^{\theta_L} \phi_L(y) + n_H^{\theta_H} \phi_H(y)} \right] = 0.$$

The term in square brackets can be written as

$$\begin{aligned} & \left(\frac{n_L^{\theta_L} \phi_L(y) + n_H^{\theta_H} \phi_H(y)}{\frac{1}{x_L} n_L^{\theta_L-1} \phi_L(y) - \frac{1}{x_H} n_H^{\theta_H-1} \phi_H(y)} \right)^{-1} \\ &= \left(\frac{(n_L x_L)^{\theta_L} x_L^{-\theta_L} \phi_L(y) + (n_H x_H)^{\theta_H} x_H^{-\theta_H} \phi_H(y)}{(n_L x_L)^{\theta_L-1} x_L^{-\theta_L} \phi_L(y) - (n_H x_H)^{\theta_H-1} x_H^{-\theta_H} \phi_H(y)} \right)^{-1} \\ &= \left[(n_L x_L)^{\theta_L} + \frac{(n_H x_H + n_L x_L) x_H^{-\theta_H} \phi_H(y)}{(n_H x_H)^{1-\theta_H} x_L^{-\theta_L} \phi_L(y) - (n_L x_L)^{1-\theta_L} x_H^{-\theta_H} \phi_H(y)} \right]^{-1} (n_L x_L)^{\theta_L-1}. \end{aligned}$$

Since $n_L x_L$ must be finite and $n_H x_H + n_L x_L = N$ by (10), equilibrium requires

$$\mathbb{E} \left[\left((n_L x_L)^{\theta_L} + \frac{N x_H^{-\theta_H} \phi_H(y)}{(n_H x_H)^{1-\theta_H} x_L^{-\theta_L} \phi_L(y) - (n_L x_L)^{1-\theta_L} x_H^{-\theta_H} \phi_H(y)} \right)^{-1} \right] = 0. \quad (\text{A1})$$

Combinations of n_H and n_L that satisfy (A1) are depicted by the curve GG in Figure 4. Equation (A1) is satisfied in the limit as $n_L = n_H \rightarrow 0$. Moreover, the curve GG is everywhere upward sloping. As the figure shows, if the GG curve begins at the origin and slopes upward, it surely must cross the NN line—which represents equation (10)—and can do so only once.

9.2 Comparative Statics of the Autarky Equilibrium

Define

$$\psi(y; n_H, n_L) \equiv \left[(n_L x_L)^{\theta_L} + \frac{N x_H^{-\theta_H} \phi_H(y)}{(n_H x_H)^{1-\theta_H} x_L^{-\theta_L} \phi_L(y) - (n_L x_L)^{1-\theta_L} x_H^{-\theta_H} \phi_H(y)} \right]^{-1}$$

so that (A1) implies $\mathbb{E}[\psi(y; n_L, n_H)] = 0$. Since $\phi_H(y)/\phi_L(y)$ is increasing in y , $\partial\psi/\partial y > 0$. Note also that $\partial\psi/\partial n_H > 0$ and $\partial\psi/\partial n_L < 0$.

9.2.1 Population size

Divide the numerator and denominator of the expression in square brackets in the definition of ψ by N , to define $\tilde{\psi} \equiv \tilde{\psi}(y; \tilde{n}_H, \tilde{n}_L, N)$, where $\tilde{n}_q = n_q/N$. That is,

$$\tilde{\psi}(y; \tilde{n}_H, \tilde{n}_L, N) \equiv \left[(\tilde{n}_L x_L)^{\theta_L} N^{\theta_L} + \frac{x_H^{-\theta_H} \phi_H(y)}{(\tilde{n}_H x_H)^{1-\theta_H} N^{\theta_L-\theta_H} x_L^{-\theta_L} \phi_L(y) - (\tilde{n}_L x_L)^{1-\theta_L} x_H^{-\theta_H} \phi_H(y)} \right]^{-1}$$

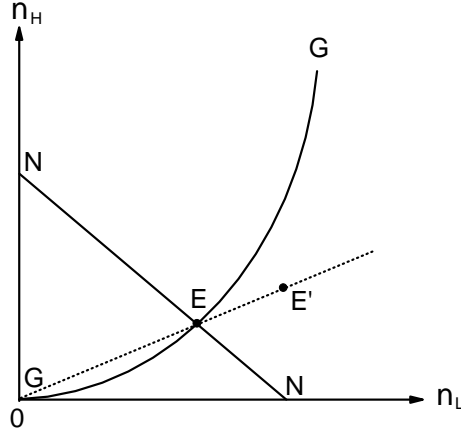


Figure 4: Autarky equilibrium

Since $\theta_H > \theta_L$ by Assumption 1, $\tilde{\psi}$ is increasing in both \tilde{n}_L and N . With (10), this implies $\hat{n}_L < \hat{N} < \hat{n}_H$.

9.2.2 First-order stochastic dominance

The fact that $\partial\psi/\partial y > 0$ implies, with (10), $\partial\psi/\partial n_H > 0$ and $\partial\psi/\partial n_L < 0$, that n_H rises and n_L falls as the income distribution shifts to the right.

9.2.3 Mean-preserving spread

A mean-preserving spread in $G(\cdot)$ will increase n_H and decrease n_L if $\psi(y; n_H, n_L)$ is concave in y . We calculate

$$\frac{\partial\psi}{\partial y} = \left[(n_L x_L)^{\theta_L} (n_H x_H)^{1-\theta_H} \frac{x_L^{-\theta_L} \phi_L(y)}{x_H^{-\theta_H} \phi_H(y)} - n_L x_L + N \right]^{-2} N (n_H x_H)^{1-\theta_H} \left(\frac{x_L^{-\theta_L} \phi_L(y)}{x_H^{-\theta_H} \phi_H(y)} \right)'$$

Since $\left[x_L^{-\theta_L} \phi_L(y) / x_H^{-\theta_H} \phi_H(y) \right]' = (L - H) \left[x_L^{-\theta_L} \phi_L(y) / x_H^{-\theta_H} \phi_H(y) \right]$ we have

$$\begin{aligned} \frac{\partial^2\psi}{\partial y^2} &= -2 \left[(n_L x_L)^{\theta_L} (n_H x_H)^{1-\theta_H} \frac{x_L^{-\theta_L} \phi_L(y)}{x_H^{-\theta_H} \phi_H(y)} - n_L x_L + N \right]^{-3} (n_L x_L)^{\theta_L} (n_H x_H)^{2(1-\theta_H)} N (L - H)^2 \left(\frac{x_L^{-\theta_L} \phi_L(y)}{x_H^{-\theta_H} \phi_H(y)} \right)^2 \\ &\quad + \left[(n_L x_L)^{\theta_L} (n_H x_H)^{1-\theta_H} \frac{x_L^{-\theta_L} \phi_L(y)}{x_H^{-\theta_H} \phi_H(y)} - n_L x_L + N \right]^{-2} N (n_H x_H)^{1-\theta_H} (L - H)^2 \left(\frac{x_L^{-\theta_L} \phi_L(y)}{x_H^{-\theta_H} \phi_H(y)} \right). \end{aligned}$$

Therefore, $\partial^2\psi/\partial y^2 < 0$ if and only if

$$n_H x_H = -n_L x_L + N < (n_L x_L)^{\theta_L} (n_H x_H)^{1-\theta_H} \frac{x_L^{-\theta_L} \phi_L(y)}{x_H^{-\theta_H} \phi_H(y)},$$

which implies that $\partial^2\psi/\partial y^2 < 0$ if and only if

$$1 < \frac{(n_L x_L)^{\theta_L} x_L^{-\theta_L} \phi_L(y)}{(n_H x_H)^{\theta_H} x_H^{-\theta_H} \phi_H(y)} = \frac{n_L^{\theta_L} \phi_L(y)}{n_H^{\theta_H} \phi_H(y)} \Leftrightarrow \rho_L(y) > \rho_H(y) .$$

It follows that if $\rho_L(y) > 1/2$ for all y , a mean-preserving spread will increase n_H and decrease n_L .

9.3 Comparative Statics of Trade Equilibrium with Diversified Production

We define $\psi^k(y, \tilde{n}_H^k, \tilde{n}_L^k)$ analogously to $\psi(\cdot)$, namely

$$\psi^k(y, \tilde{n}_H^k, \tilde{n}_L^k) \equiv \left[\left(\tilde{n}_L^k \frac{x_L}{1+\lambda_L} \right)^{\theta_L} + \frac{N \left(\frac{x_H}{1+\lambda_H} \right)^{-\theta_H} \phi_H(y)}{\left(\tilde{n}_H^k \frac{x_H}{1+\lambda_H} \right)^{1-\theta_H} x_L^{-\theta_L} \phi_L(y) - \left(\tilde{n}_L^k \frac{x_L}{1+\lambda_L} \right)^{1-\theta_L} \left(\frac{x_H}{1+\lambda_H} \right)^{-\theta_H} \phi_H(y)} \right]^{-1}$$

so that $\mathbb{E}^k[\psi^k] = 0$ for $k = \mathcal{R}, \mathcal{P}$. Now we use

$$\frac{x_H}{1+\lambda_H} \tilde{n}_H^k + \frac{x_L}{1+\lambda_L} \tilde{n}_L^k = N$$

to solve for \tilde{n}_H^k and substitute into $\psi^k(\cdot)$ to derive

$$\begin{aligned} \hat{\psi}^k(y, \tilde{n}_L^k) &= \left[\left(\tilde{n}_L^k \frac{x_L}{1+\lambda_L} \right)^{\theta_L} + \frac{N \left(\frac{x_H}{1+\lambda_H} \right)^{-\theta_H} \phi_H(y)}{\left(N - \tilde{n}_L^k \frac{x_L}{1+\lambda_L} \right)^{1-\theta_H} \left(\frac{x_L}{1+\lambda_L} \right)^{-\theta_L} \phi_L(y) - \left(\tilde{n}_L^k \frac{x_L}{1+\lambda_L} \right)^{1-\theta_L} \left(\frac{x_H}{1+\lambda_H} \right)^{-\theta_H} \phi_H(y)} \right]^{-1} \\ &= \left[\left(\tilde{n}_L^k \right)^{\theta_L} + \frac{N \left(\frac{x_H}{1+\lambda_H} \right)^{-\theta_H} \phi_H(y)}{\left(N - \tilde{n}_L^k \frac{x_L}{1+\lambda_L} \right)^{1-\theta_H} \phi_L(y) - \left(\tilde{n}_L^k \right)^{1-\theta_L} \frac{x_L}{1+\lambda_L} \left(\frac{x_H}{1+\lambda_H} \right)^{-\theta_H} \phi_H(y)} \right]^{-1} \left(\frac{x_L}{1+\lambda_L} \right)^{-\theta_L} . \end{aligned}$$

It follows that $d\psi^k/d\lambda_H < 0$ and therefore $d\tilde{n}_L^k/d\lambda_H < 0$.

Now consider an equiproportionate increase in $1+\lambda_H$ and $1+\lambda_L$. Define $\tilde{n}_q^k = n_q^k/N(1+\lambda_q)$, so that

$$\hat{\psi}^k(y, \tilde{n}_L^k) = N^{-\theta_L} \left[\left(\tilde{n}_L^k x_L \right)^{\theta_L} + \frac{x_H^{-\theta_H} \phi_H(y)}{\frac{(1+\lambda_L)^{\theta_L}}{(1+\lambda_H)^{\theta_H}} N^{\theta_L-\theta_H} \left(\tilde{n}_H^k x_H \right)^{1-\theta_H} x_L^{-\theta_L} \phi_L(y) - \left(\tilde{n}_L^k x_L \right)^{1-\theta_L} x_H^{-\theta_H} \phi_H(y)} \right]^{-1} .$$

It is clear from this equation that an equiproportionate increase in $1+\lambda_H$ and $1+\lambda_L$ has the same effect on \tilde{n}_L^k as an increase in N .

9.4 Equilibrium Numbers of Brands with Small Trade Costs

The aggregate demand condition is

$$n_L x_L + n_H x_H = N^R + N^P .$$

The zero-profit conditions imply

$$\begin{aligned} N^P \mathbb{E}^P \left[\frac{n_L^{\theta_L-1} \phi_L(y)}{(\lambda_H n_H)^{\theta_H} \phi_H(y) + n_L^{\theta_L} \phi_L(y)} \right] + \lambda_L N^R \mathbb{E}^R \left[\frac{(\lambda_L n_L)^{\theta_L-1} \phi_L(y)}{n_H^{\theta_H} \phi_H(y) + (\lambda_L n_L)^{\theta_L} \phi_L(y)} \right] &= x_L \\ \lambda_H N^P \mathbb{E}^P \left[\frac{(\lambda_H n_H)^{\theta_H-1} \phi_H(y)}{(\lambda_H n_H)^{\theta_H} \phi_H(y) + n_L^{\theta_L} \phi_L(y)} \right] + N^R \mathbb{E}^R \left[\frac{n_H^{\theta_H-1} \phi_H(y)}{n_H^{\theta_H} \phi_H(y) + (\lambda_L n_L)^{\theta_L} \phi_L(y)} \right] &= x_H. \end{aligned}$$

We multiply the first of these equations by x_H and the second by x_L , and subtract, to derive

$$N^P \mathbb{E}^P \left[\frac{\frac{1}{x_L} n_L^{\theta_L-1} \phi_L(y) - \frac{1}{x_H} n_H^{\theta_H-1} \lambda_H^{\theta_H} \phi_H(y)}{n_H^{\theta_H} \lambda_H^{\theta_H} \phi_H(y) + n_L^{\theta_L} \phi_L(y)} \right] + N^R \mathbb{E}^R \left[\frac{\frac{1}{x_L} n_L^{\theta_L-1} \lambda_L^{\theta_L} \phi_L(y) - \frac{1}{x_H} n_H^{\theta_H-1} \phi_H(y)}{n_H^{\theta_H} \phi_H(y) + n_L^{\theta_L} \lambda_L^{\theta_L} \phi_L(y)} \right] = 0. \quad (\text{A2})$$

Now we can follow similar steps to those used in the derivation of (A1). Note that the first term in square brackets is the same as the term in square brackets in that derivation, except that we have $\lambda_H^{\theta_H} \phi_H(y)$ in place of $\phi_H(y)$. Therefore, we can use the aggregate demand condition and rewrite the first term in square brackets as

$$\left[(n_L x_L)^{\theta_L} + \frac{(N^R + N^P) x_H^{-\theta_H} \lambda_H^{\theta_H} \phi_H(y)}{(n_H x_H)^{1-\theta_H} x_L^{-\theta_L} \phi_L(y) - (n_L x_L)^{1-\theta_L} x_H^{-\theta_H} \lambda_H^{\theta_H} \phi_H(y)} \right]^{-1} (n_L x_L)^{\theta_L-1}.$$

Similarly, the second term in the square brackets can be written as

$$\left[(n_L x_L)^{\theta_L} + \frac{(N^R + N^P) x_H^{-\theta_H} \phi_H(y)}{(n_H x_H)^{1-\theta_H} x_L^{-\theta_L} \lambda_L^{\theta_L} \phi_L(y) - (n_L x_L)^{1-\theta_L} x_H^{-\theta_H} \phi_H(y)} \right]^{-1} (n_L x_L)^{\theta_L-1}.$$

Therefore, (A2) can be written as

$$N^P \mathbb{E}^P [\psi^P] + N^R \mathbb{E}^R [\psi^R] = 0$$

where

$$\begin{aligned} \psi^P &= \left[n_L + \frac{(N^R + N^P) \phi_H(y) \lambda_H^{\theta_H}}{x_H n_H^{1-\theta_H} \phi_L(y) - n_L^{1-\theta_L} x_L \phi_H(y) \lambda_H^{\theta_H}} \right]^{-1} \\ \psi^R &= \left[n_L + \frac{(N^R + N^P) \phi_H(y)}{x_H n_H^{1-\theta_H} \phi_L(y) \lambda_L^{\theta_L} - n_L^{1-\theta_L} x_L \phi_H(y)} \right]^{-1} \end{aligned}$$

Note that $d\psi^k/dn_L < 0$, which implies that the equilibrium is unique. Moreover, $d\psi^P/d\lambda_H < 0$ and $d\psi^R/d\lambda_H = 0$. Therefore, $dn^L/d\lambda_H < 0$.

9.5 Many Countries and Many Quality Levels

9.5.1 Proof of Lemma 1

Note that $\phi_q(y) = e^{(y-c_q)q-\theta_q}$ is strictly log supermodular in (y, q) ; i.e., $\phi_{q'}(y')/\phi_q(y') > \phi_{q'}(y'')/\phi_q(y'')$ for all $q, q' \in Q$, $q' > q$ and $y' > y'' \geq y_{\min}$. Therefore, Assumption 2 implies that $\phi_q(y) g^k(y)$ is strictly log supermodular in (y, q, k) and so is $\phi_q(y) g^k(y) / (\tilde{n}_q)^{1-\theta_q} \sum_{\omega \in Q} (\tilde{n}_\omega)^{\theta_\omega} \phi_\omega(y)$. It follows from Lemma 2 in Athey (2002), due originally to Ahlswede and Daykin (1978), that $\Gamma_q^k(\tilde{\mathbf{n}})$ is strictly log supermodular in

(q, k) inasmuch integration preserves log supermodularity.

9.5.2 Proof of Lemma 2

Suppose that a set of quality levels $\mathbb{Q} \subseteq Q$ are produced in countries $k \in \mathbb{K} \subseteq \{1, 2, \dots, K\}$, then the demand for a typical local variety of quality $q \in \mathbb{Q}$ is the same in all these countries; i.e.,

$$d_q^k = \frac{x_q}{1 + \lambda_q(K - 1)} \quad \text{for all } q \in \mathbb{Q}; \quad k \in \mathbb{K}.$$

This implies

$$\left(\frac{\tilde{n}_q^{k'}}{\tilde{n}_q^k} \right)^{1-\theta_q} = \frac{\int_{y_{\min}}^{\infty} \Lambda_q^{k'}(\tilde{\mathbf{n}}^{k'}, y) dy}{\int_{y_{\min}}^{\infty} \Lambda_q^k(\tilde{\mathbf{n}}^k, y) dy}, \quad \text{for } q \in \mathbb{Q}; \quad k, k' \in \mathbb{K}, \quad (\text{A2})$$

where

$$\Lambda_q^k(\tilde{\mathbf{n}}, y) = \frac{\phi_q(y) g^k(y)}{\sum_{\omega \in Q} (\tilde{n}_\omega)^{\theta_\omega} \phi_\omega(y)}.$$

Note that

$$\frac{\Lambda_{q'}^{k'}(\tilde{\mathbf{n}}^{k'}, y)}{\Lambda_q^{k'}(\tilde{\mathbf{n}}^{k'}, y)} = \frac{\phi_{q'}(y)}{\phi_q(y)} = \frac{\Lambda_{q'}^k(\tilde{\mathbf{n}}^k, y)}{\Lambda_q^k(\tilde{\mathbf{n}}^k, y)}, \quad (\text{A3})$$

$$\frac{\Lambda_q^{k'}(\tilde{\mathbf{n}}^{k'}, y')}{\Lambda_q^{k'}(\tilde{\mathbf{n}}^{k'}, y'')} = \frac{\phi_q(y') g^{k'}(y')}{\phi_q(y'') g^{k'}(y'')} > \frac{\phi_q(y') g^k(y')}{\phi_q(y'') g^k(y'')} = \frac{\Lambda_q^k(\tilde{\mathbf{n}}^k, y')}{\Lambda_q^k(\tilde{\mathbf{n}}^k, y'')}, \quad (\text{A4})$$

for $y' > y''$ and $k' > k$, where the inequality results from log supermodularity of $g^k(y)$. Next note that (A2) together with (A3) imply that for $q, q' \in \mathbb{Q}$ and $k, k' \in \mathbb{K}$

$$\begin{aligned} \frac{\left(\tilde{n}_{q'}^{k'} / \tilde{n}_{q'}^k \right)^{1-\theta_{q'}}}{\left(\tilde{n}_q^{k'} / \tilde{n}_q^k \right)^{1-\theta_q}} &= \frac{\int_{y_{\min}}^{\infty} \Lambda_q^{k'}(\tilde{\mathbf{n}}^{k'}, y) [\phi_{q'}(y) / \phi_q(y)] dy / \int_{y_{\min}}^{\infty} \Lambda_q^{k'}(\tilde{\mathbf{n}}^{k'}, y) dy}{\int_{y_{\min}}^{\infty} \Lambda_q^k(\tilde{\mathbf{n}}^k, y) [\phi_{q'}(y) / \phi_q(y)] dy / \int_{y_{\min}}^{\infty} \Lambda_q^k(\tilde{\mathbf{n}}^k, y) dy} \\ &= \frac{\int_{y_{\min}}^{\infty} \Psi_q^{k'}(\tilde{\mathbf{n}}^{k'}, y) [\phi_{q'}(y) / \phi_q(y)] dy}{\int_{y_{\min}}^{\infty} \Psi_q^k(\tilde{\mathbf{n}}^k, y) [\phi_{q'}(y) / \phi_q(y)] dy}, \end{aligned}$$

where

$$\Psi_q^k(\tilde{\mathbf{n}}, y) = \frac{\Lambda_q^k(\tilde{\mathbf{n}}, y)}{\int_{y_{\min}}^{\infty} \Lambda_q^k(\tilde{\mathbf{n}}, z) dz}$$

is a density, so that $\int_{y_{\min}}^{\infty} \Psi_q^k(\tilde{\mathbf{n}}^k, y) [\phi_{q'}(y) / \phi_q(y)] dy$ represents a weighted average of $\phi_{q'}(y) / \phi_q(y)$. However, (A4) implies that

$$\frac{\Psi_q^{k'}(\tilde{\mathbf{n}}^{k'}, y')}{\Psi_q^{k'}(\tilde{\mathbf{n}}^{k'}, y'')} > \frac{\Psi_q^k(\tilde{\mathbf{n}}^k, y')}{\Psi_q^k(\tilde{\mathbf{n}}^k, y'')},$$

so that in country k' (where $k' > k$) the weights are relatively larger for larger income levels. Moreover, $\phi_{q'}(y) / \phi_q(y)$ is increasing in y , and therefore

$$\int_{y_{\min}}^{\infty} \Psi_q^{k'}(\tilde{\mathbf{n}}^{k'}, y) [\phi_{q'}(y) / \phi_q(y)] dy > \int_{y_{\min}}^{\infty} \Psi_q^k(\tilde{\mathbf{n}}^k, y) [\phi_{q'}(y) / \phi_q(y)] dy,$$

which implies that

$$\left(\frac{\tilde{n}_{q'}^{k'}}{\tilde{n}_{q'}^k}\right)^{1-\theta_{q'}} > \left(\frac{\tilde{n}_q^{k'}}{\tilde{n}_q^k}\right)^{1-\theta_q}.$$

It follows from Assumption 1 that

$$\frac{\tilde{n}_{q'}^{k'}}{\tilde{n}_{q'}^k} > \frac{\tilde{n}_q^k}{\tilde{n}_q^k} \text{ for } q, q' \in \mathbb{Q}; \quad k, k' \in \mathbb{K}; \quad q' > q \text{ and } k' > k.$$

9.5.3 Proof of Proposition 6

Suppose, to the contrary, that $q' < q$. It follows from the fact that producers of quality q in k and of quality q' in k' must break even and from the fact that there must be no profit opportunities for producers of quality q in k' and of quality q' in k that

$$\begin{aligned} d_q^k + \lambda_q d_q^{k'} + \lambda_q \sum_{\ell=1, \ell \neq k, \ell \neq k'}^K d_q^\ell &= x_q, \\ \lambda_q d_q^k + d_q^{k'} + \lambda_q \sum_{\ell=1, \ell \neq k, \ell \neq k'}^K d_q^\ell &\leq x_q, \\ d_{q'}^{k'} + \lambda_{q'} d_{q'}^k + \lambda_{q'} \sum_{\ell=1, \ell \neq k, \ell \neq k'}^K d_{q'}^\ell &= x_{q'}, \\ \lambda_{q'} d_{q'}^{k'} + d_{q'}^k + \lambda_{q'} \sum_{\ell=1, \ell \neq k, \ell \neq k'}^K d_{q'}^\ell &\leq x_{q'}. \end{aligned}$$

These no-profit conditions imply $d_q^k \geq d_q^{k'}$, $d_{q'}^k \geq d_{q'}^{k'}$, and therefore

$$\frac{d_{q'}^{k'}}{d_q^{k'}} \geq \frac{d_{q'}^k}{d_q^k},$$

or by (22),

$$\frac{\Gamma_{q'}^{k'}(\tilde{\mathbf{n}}^{k'})}{\Gamma_{q'}^{k'}(\tilde{\mathbf{n}}^{k'})} \geq \frac{\Gamma_{q'}^k(\tilde{\mathbf{n}}^k)}{\Gamma_q^k(\tilde{\mathbf{n}}^k)}.$$

For $\lambda \downarrow (1, 1, \dots, 1)$ we have $\tilde{\mathbf{n}}^k \rightarrow \bar{\mathbf{n}}$ and $\tilde{\mathbf{n}}^{k'} \rightarrow \bar{\mathbf{n}}$, which contradicts Lemma 1 when $q' < q$. Therefore, the richer country must produce the goods of higher quality.